



The background of the page is a dense, abstract pattern of orange wavy lines. These lines are of varying lengths and curves, creating a textured, organic feel. The lines are set against a light cream or off-white background. The overall effect is a modern, rhythmic, and somewhat chaotic pattern.

APPENDIX

APPENDIX ITEMS

1. Open House Boards
2. Public Input Survey Report
3. Additional Public Comments

OPEN HOUSE BOARDS



1. Project Overview



INTRODUCTION


For the first time, the City of Rapid City Parks and Recreation Department is leading a city-wide Parks and Recreation Master Planning effort. The City has hired the consultant team of RDG Planning & Design to facilitate this process. The master plan will look at individual parks as well as the overall parks system to identify opportunities for upgrades and updates. The team will look at facilities, operations, maintenance, recreation programs, funding strategies. Ultimately, the final plan will serve as a roadmap to guide the Department for the next decade or more.

Public engagement is an important part of a community planning effort. That's why we need to hear from you!

Continue development
Tree canopy
1000 3 30 300 model

Skyline to
W Blvd
Trail needed

Another
center
Things that
provide
The Growing



Dinosaur Park's iconic dinosaur statues greet visitors and overlook the park below.

Early Themes from the Initial Discovery Phase

- Access to nature is crucial
- World-class destinations bring great opportunity
- Funding is always a challenge
- The plan should be strategic
- Maximize resources through partnerships
- Operational and maintenance planning is desired
- Quality of life is a focus
- Activate open spaces
- Facilities should be inclusive and accessible
- Parks are a tool for economic impact
- Expand the trail system
- Foster year-round activities

Want to Get Involved?

TAKE THE SURVEY!



Natural water features can be found throughout the park system.



The Star of the West Sports Complex is a regional softball destination.



in collaboration with



PLANNING • DESIGN

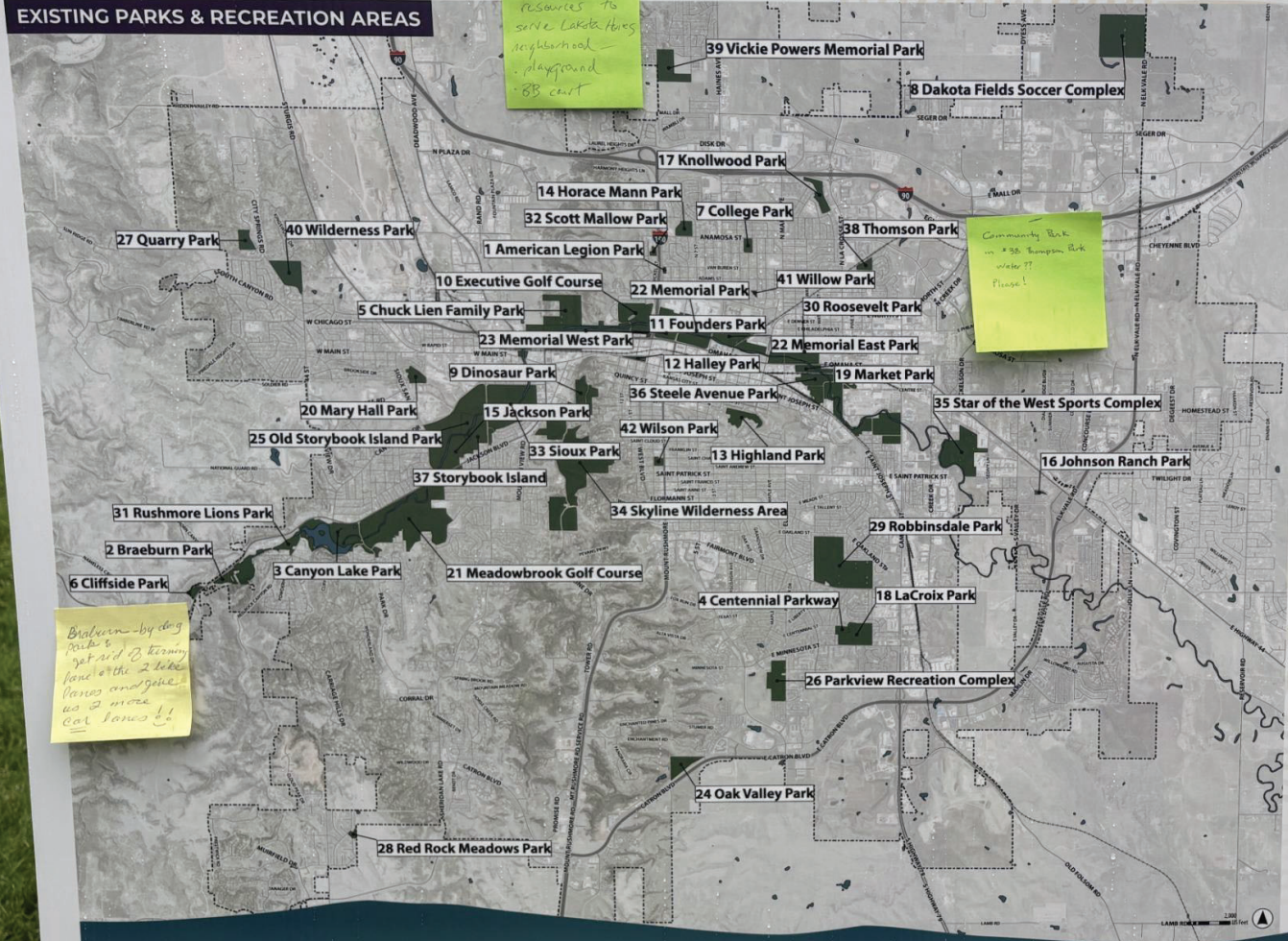
INSTITUTE

AQUATIC DESIGN

BALLAST

2. Rapid City Park System

EXISTING PARKS & RECREATION AREAS



Need park resources to serve Lakota Hills neighborhood playground, 88 court

Community Park on 435 Simpson Park water?? please!

Braeburn - by dog park & get rid of tennis here & the 2 ball fields and go for as 2 more car lanes!!

Outdoor Camps
Habitat for Humanity
2 by park
City Springs is an important source of fresh water for water. Park Authority Community (Community)

Need park resources to serve Lakota Hills neighborhood playground, 88 court

Water sports
recreation
center

More picnic tables
more
distributed

Make lab plan by the date to contact (to site) 4th - May 1st 2014

more resources
to be used
to be used

Security fence not needed for playgrounds for small kids

Need more trail path from Hill Hill for over-the-hill trails

Did you know?



The park system has **21 miles of shoreline** along its lakes and streams.



There are **160+ fields and courts**.



The city maintains **650+ acres of lawn**.

Want to Stay Updated?
VISIT THE WEBSITE!



3. Existing Park Inventory



Did you know that Rapid City's park system has more than **1,422 Acres?**



The city maintains more than **250 acres** of natural area.



There are **over 30 park shelters** for community members to enjoy.



There are **60 total playgrounds** in the Rapid City Park System!

outdoor rock wall

Park Inventory Process

As part of the master plan process, the park and recreation planning team completed a desktop and field inventory to understand the general characteristics of each park, including the quantities of park infrastructure (e.g. shelters, playgrounds, parking lots, lawn areas, etc.) that need to be maintained, enhanced, or replaced long term. The results of the inventory will provide the public, City, and design team with an opportunity to weigh in on the make up of each park moving forward, answering hypothetical questions like "Does the City need more ball diamonds" or "Do we have enough mountain biking trails."



Hiking trails throughout Skyline Wilderness Park offer spectacular views.



Greenways and walking paths extend throughout the park system.



The Star of the West Sports Complex offers stadium-style softball fields.



SOURCE: THE CITY OF RAPID CITY, ESRI, RDG PLANNING & DESIGN.



Community Garden

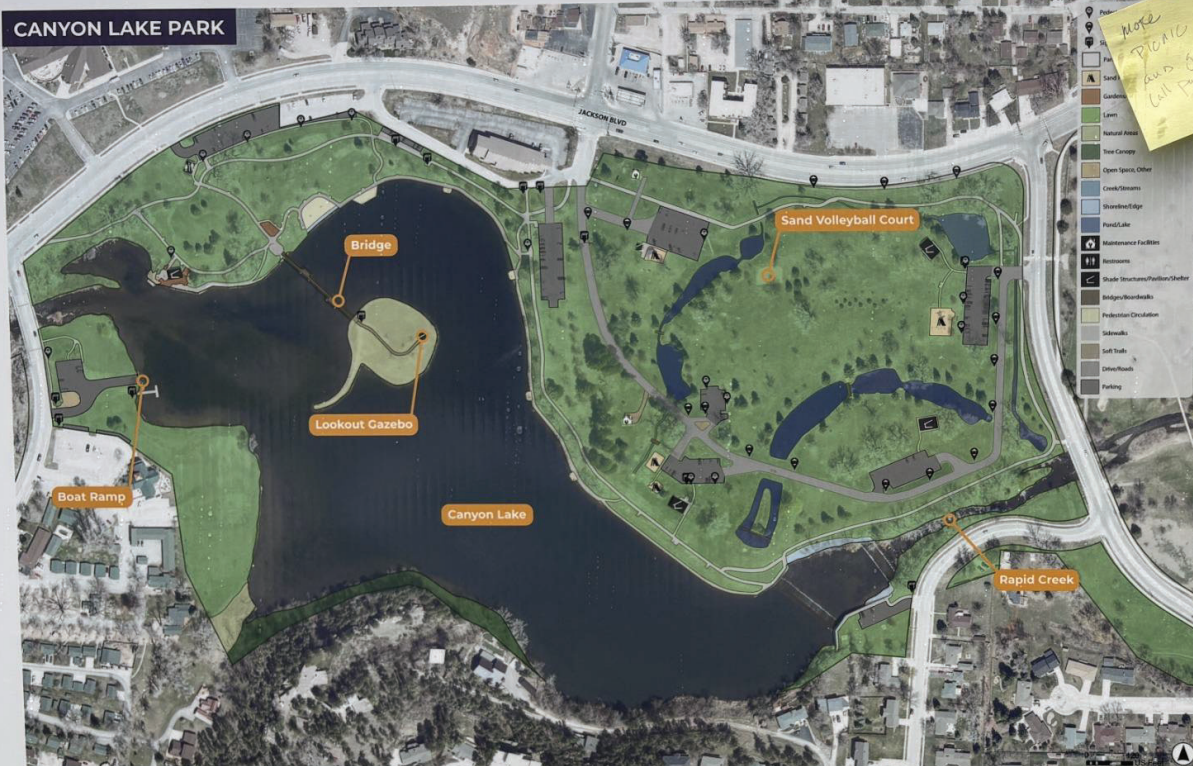
4. Existing Park Inventory

unimproved areas on bike path

POB needs to take over youth programming

**PARKS & REC
RAPID CITY**

CANYON LAKE PARK



Note: PICNIC tables and grills (all parks)

STAR OF THE WEST SPORTS COMPLEX



Note: playground seen back Canyon Lake

Did you know?

People spend an average of **49 minutes** at Canyon Lake Park.*

The park received over **405.2K visits** during the year 2024!*

Rapid City has a total of **45 ballfields**...

...and a total of **51 rectangles!**

Canyon Lake Park opened in the 1890s and is one of Rapid City's oldest parks.

*DATA FROM PLACER.AI

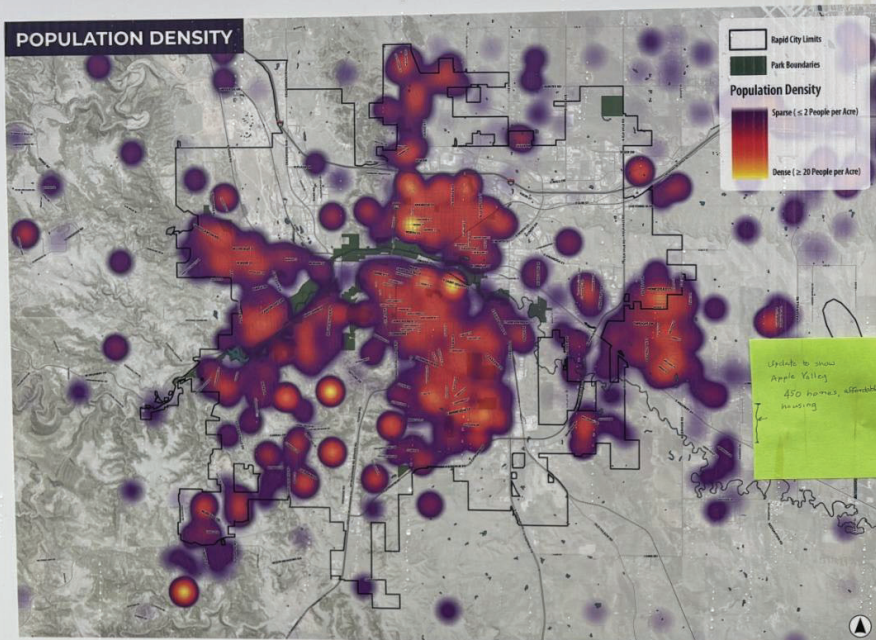
What kinds of improvements would you like to see at any of the parks? Grab a sticky note and let us know!

Dead at Canyon Lake near dog park... grab back bench to cars instead of bikes

Add a bench and a water obstructor

Don't feel safe in the park by the City Center

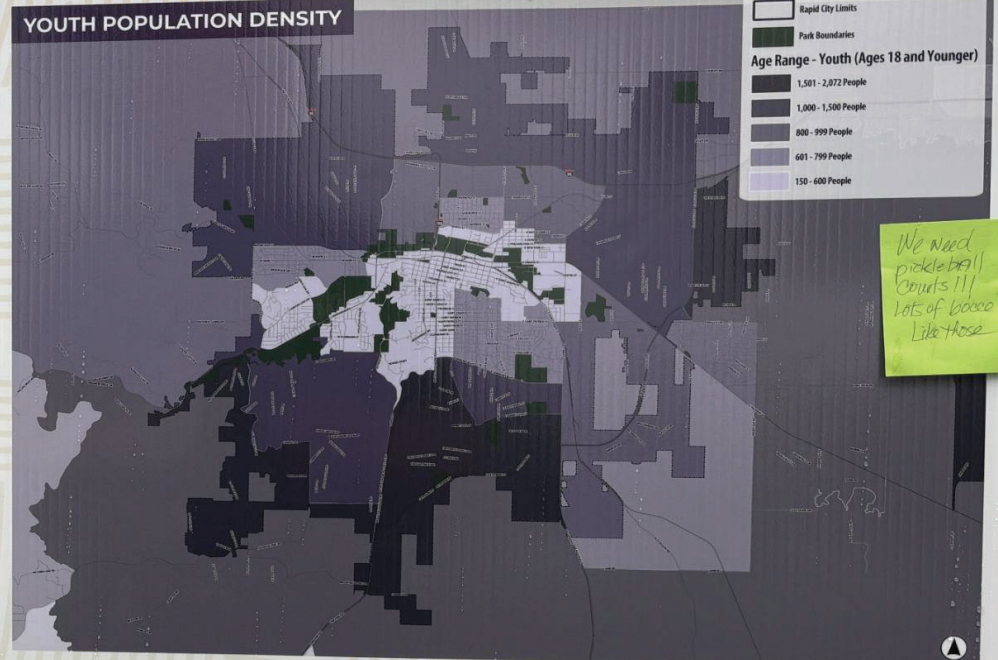
5. Where do People Live?



SOURCE: UNITED STATES CENSUS BUREAU, ESRI, RDG PLANNING & DESIGN

Population Density

Rapid City's population is densest in the city's center and west side. From this, we can analyze where residents live in relation to where parks and trails are located and determine whether they are well-aligned.



SOURCE: UNITED STATES CENSUS BUREAU, ESRI, RDG PLANNING & DESIGN

Youth Population Density

The highest population of youth, in dark purple, occurs on the south and east sides of Rapid City, which is furthest away from parks.

Keep stairway
on west side
Connectivity of
trails
Picnic Tables at
Bardons Park

Make pickleball
courts at
Sibley Park
rather than west
Tennis Courts

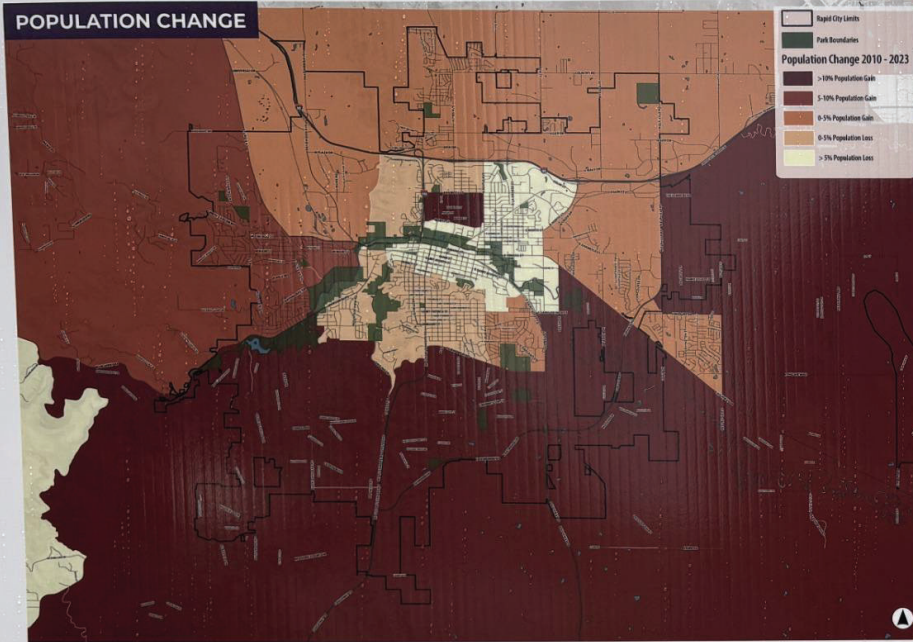
Where are the
Pickle Ball
courts??

more parks
in south's
connect bike
paths

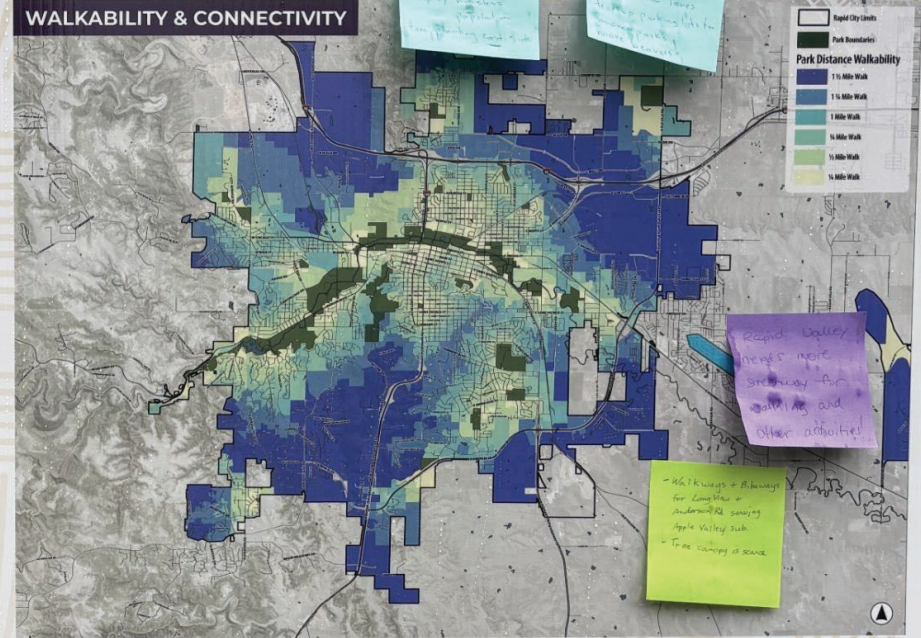
Neighborhood
to let parks
they need to
go to city council
(I understand)



6. Park Access in a Growing City



SOURCE: UNITED STATES CENSUS BUREAU, ESRI, RDG PLANNING & DESIGN



SOURCE: URBAN FOOTPRINT, ESRI, RDG PLANNING & DESIGN

Population Change

Areas colored dark red are experiencing the most population growth. The number of residents is growing the most on the south and west sides of the city and decreasing at its center.

Walkability & Connectivity

The dark blue color on the map indicates which residents need to walk the furthest to access the park system. On average, those who live on the outskirts of the city experience a longer walk time to parks.

Community Gardens
Walkable cities
walk bike paths - park
lots of bike lanes
more bike lanes
more public transit for
commuting and errands

Ess. development in
food places
proposed greenways
more bike lanes
more public transit for
commuting and errands

Round Valley
needs more
strategy for
walkable and
other activities!

- Walkways & Bicycles
for Long Run
and Round Valley
Apple Valley Sub
- To see company is same

P+R needs
to be included in
future growth. It park
must be part of new
development

Education on
E-bikes and
shared use for
safety.
ordinance construction?

Expanded
community
gardens

e-bike info on
bike paths
and entertainment

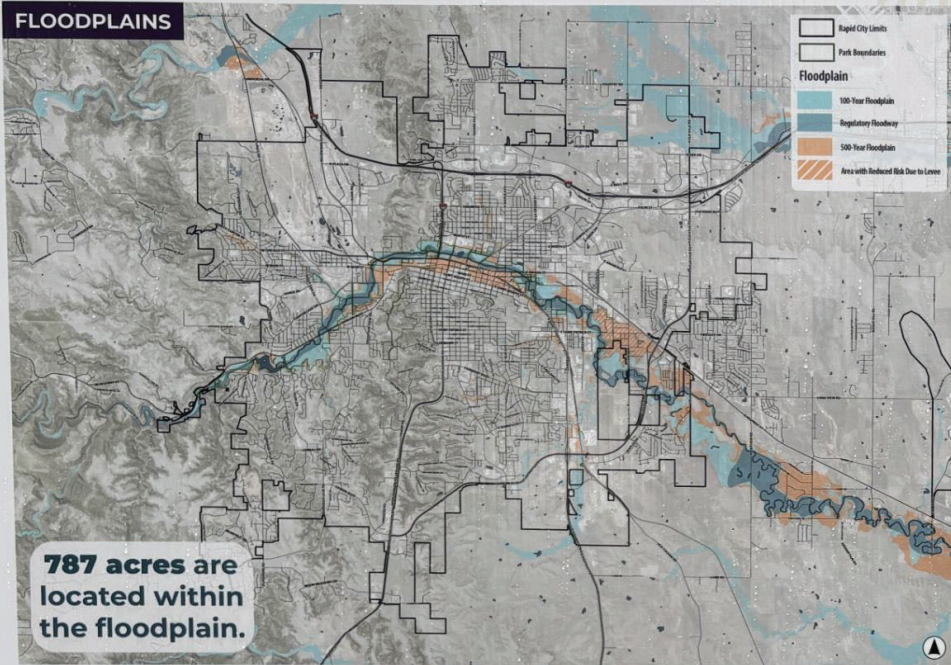


in collaboration with



7. Parkland Suitability

Birders
30 blue herons
wintering
on the creek
by the dock
fish sticking to bank
in Camp Lake (Bike
park area) just as
well as

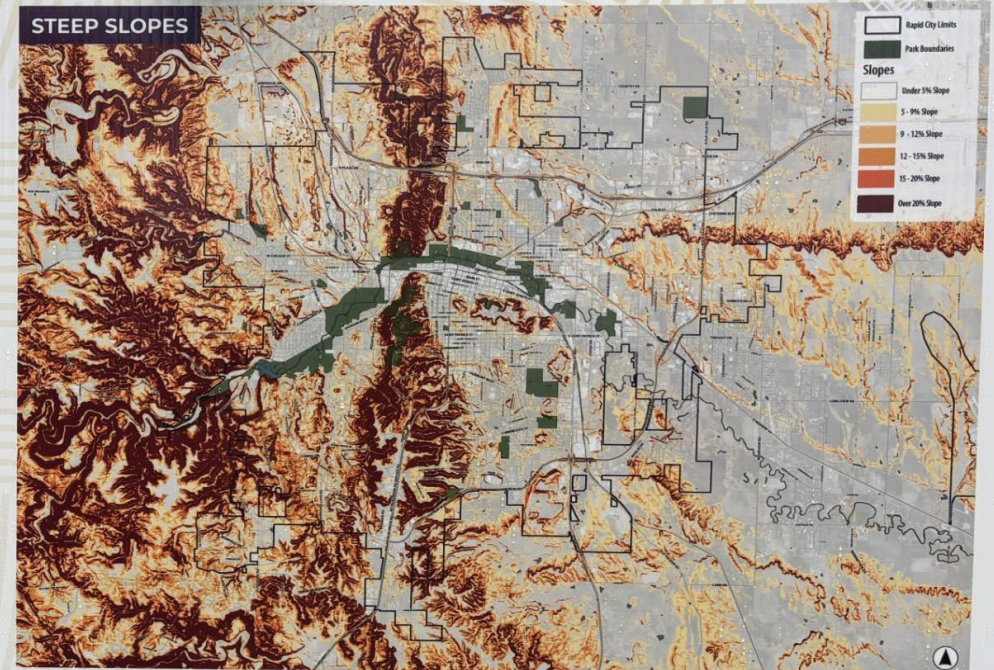


SOURCE: FEMA, ESRI, RDG PLANNING & DESIGN

Floodplains

The majority of park lands along Rapid Creek are within the floodplain. Areas outside of the floodplain are more suitable for park development.

Sidewalks on bike trails need a fence



SOURCE: USGS, ESRI, RDG PLANNING & DESIGN

Steep Slopes

Steep and uneven terrain is more expensive to develop, often requiring significant earth-moving activities. On the contrary, these lands are well-suited for open space preservation, parks and trails.

Areas located on steep slopes and within the floodplain are least suitable for future development, but create opportunities for parks and open spaces.

Activate the creek w/ bridge tubing

8. Operations Analysis

P+R needs more funding for approval



COMMUNITY AT A GLANCE



78,674
Population



38.1
years old
Median Age



2.2
Average Household Size



\$127,754
Median Net Worth



\$37,822
Per Capita Income



\$62,789
Median Household Income



8,562
Households with Disability



15,469
Population 65+



2,169
Households without Car



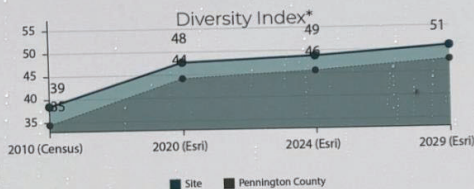
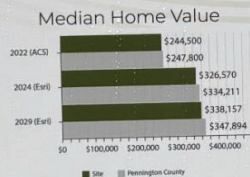
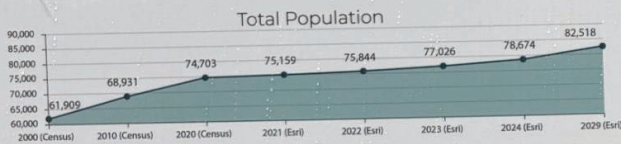
33.5K
2020 (census)



35.9K
2024 (Esri)



38.2K
2029 (Esri)



2024 Households by Income (Esri)

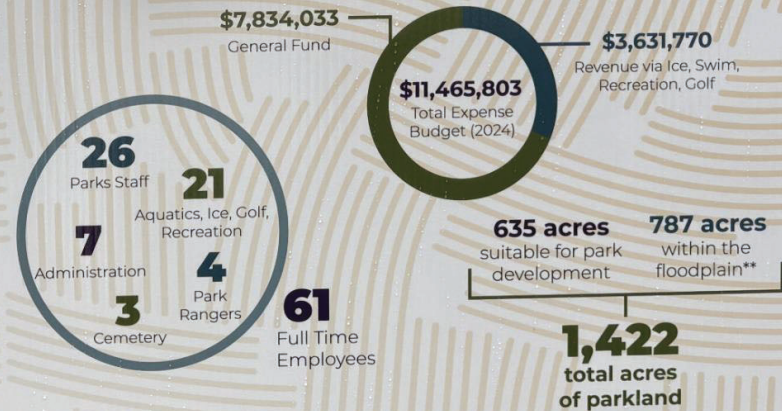
The largest group: \$50,000 - \$74,999 (20.0%)
The smallest group: \$150,000 - \$199,999 (5.5%)

| Indicator # | Value | Diff |
|-----------------------|-------|-------|
| <\$15,000 | 10.2% | +1.1% |
| \$15,000 - \$24,999 | 9.5% | +1.0% |
| \$25,000 - \$34,999 | 8.3% | +0.5% |
| \$35,000 - \$49,999 | 9.9% | +0.1% |
| \$50,000 - \$74,999 | 20.0% | -0.1% |
| \$75,000 - \$99,999 | 14.4% | -0.8% |
| \$100,000 - \$149,999 | 14.8% | -1.3% |
| \$150,000 - \$199,999 | 5.5% | -1.0% |
| \$200,000+ | 7.5% | +0.5% |

Who is Rapid City?

Rapid City's population is increasing in both size and diversity. Its median home value is projected to grow as well. Trends from 2024 show an increase in households which earn *below* \$50,000 and *above* \$200,000.

BUDGET, OPERATIONS & BENCHMARKING



What is the NRPA Park Metrics?

The National Recreation and Park Association (NRPA) Park Metrics is a comprehensive source of benchmarks/insights for park and recreation agencies. This tool allows agencies to build reports and compare to peer agencies to improve park operations.

| Metric | Rapid City | NRPA Average | Remarks |
|-------------------------------------|------------|--------------|--|
| Acres per 1,000 Residents | 8.1 | 9.2 | Excludes floodplain land. |
| Full Time Equivalent Staffing (FTE) | 61.0 | 74.4 | |
| Staffing per 10,000 Residents | 7.8 | 10.0 | RC is significantly below national averages. |
| Operating Budget per Capita | \$145.74 | \$126.23 | |
| Revenue Generation per Capita | \$46.16 | \$45.22 | |
| Cost Recovery Rate for Departments | 31.7% | 32.8% | |

*Esri's Diversity Index captures the racial diversity of an area by rating it on a scale of 0-100, with a higher number meaning greater diversity. Rapid City's diversity is on par with the national average index of 50, and it is projected to increase slightly.

**Lands contained within the floodplain are regulated by the usage and generally prohibit development of park structures and amenities.



in collaboration with



Issued with city staff when they decide to



Market Stalls or expand businesses Market Park

9. Share Your Preferences!



NATURAL OR MANICURED TURF

Gross edging in Sioux Park looks great! Thank you




Natural (Low or No Mow Vegetation)



Manicured Turf

Manicured turf is better than natural areas. I like the look of a well-maintained lawn.

NATURAL AREA RECREATION OR ACTIVE SPORTS FIELDS?



Natural Area Recreation



Active Sports Fields

Both designs are arguable for local activities

NATURAL PLAYGROUNDS OR TRADITIONAL PLAYGROUNDS



Natural Playgrounds



Traditional Playgrounds

Low impact playgrounds are better than traditional ones. I like the look of a well-maintained lawn.

Which types of features would you like to see more of? Place a ● on the scale indicating your level of preference for each of these!

10. Share Your Preferences!



PAVED TRAILS OR SOFT TRAILS?

Paved Trails



Paved Trails

Education of what is safe what is not

Soft Trails




Soft Trails

Soft Trails

SWIMMING POOLS OR SPLASH PADS?

Swimming Pools

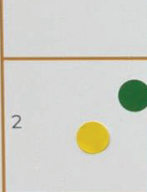


Swimming Pools

Need more swimming lanes esp in the winter

We have great pools, we don't need more. They are too expensive.

Splash Pads



Splash Pads

Splash Pads

Need adults only swim times

Need pools more for the water. Adult times for adult only pools because of the cost of the pools.


LARGE, OPEN DOG PARKS OR AMENITY-RICH DOG PARKS

Large, Open Dog Parks



Large, Open Dog Parks

Amenity-Rich Dog Parks



Amenity-Rich Dog Parks

Amenity-Rich Dog Parks

Which types of features would you like to see more of? Place a ● on the scale indicating your level of preference for each of these!

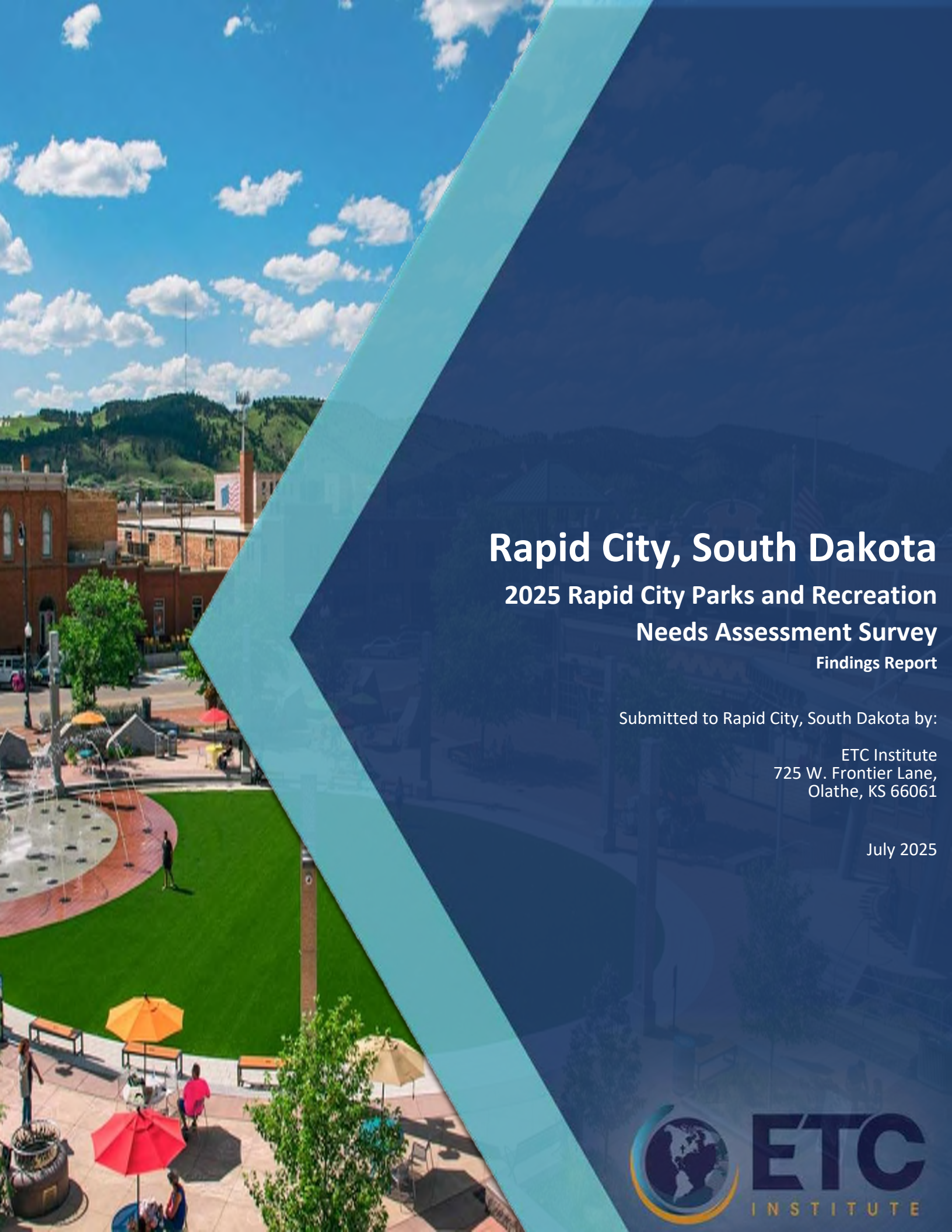


in collaboration with



PUBLIC INPUT SURVEY REPORT





Rapid City, South Dakota

2025 Rapid City Parks and Recreation Needs Assessment Survey

Findings Report

Submitted to Rapid City, South Dakota by:

ETC Institute
725 W. Frontier Lane,
Olathe, KS 66061

July 2025



ETC
INSTITUTE

Contents

| | |
|--|------------|
| Executive Summary | i |
| Section 1: Charts and Graphs | 1 |
| Section 2: Priority Investment Ratings | 37 |
| Section 3: Importance-Satisfaction Rating | 57 |
| Section 4: Open-Ended Comments..... | 61 |
| Section 5: Tabular Data..... | 81 |
| Section 6: Survey Instrument..... | 121 |



Executive Summary



Purpose

In May and June of 2025, ETC Institute conducted a parks and recreation needs assessment survey on behalf of Rapid City, South Dakota. The primary goal of the survey was to determine parks and recreation priorities for the community. The insights from this survey will help the City in taking a resident-driven approach to recreation planning to enhance the community and improve the quality of life for residents.

Methodology

A seven-page survey, accompanied by a cover letter and a postage-paid return envelope, was mailed to a randomly selected sample of households in Rapid City, South Dakota. The cover letter outlined the survey's purpose and encouraged recipients to complete and return it by mail or participate online.

At the conclusion of the online survey, respondents were asked to provide their home address. This step was necessary to verify that only individuals from the original random sample were included in the final dataset. ETC Institute cross-referenced these addresses with the sample list to confirm eligibility. Responses without a matching address were separated from the main database to maintain the integrity of the sample.

To further boost participation, ETC Institute conducted follow-up outreach to sampled households and promoted the survey through targeted social media advertisements.

The goal was to obtain completed surveys from at least 400 Rapid City residents. This goal was surpassed, with a total of 519 residents completing the survey. The overall results for the sample of 519 residents have a precision of at least $\pm 4.29\%$ at the 95% level of confidence.

This report contains:

- An executive summary of the methodology and major findings.
- Charts showing the overall results for questions on the survey.
- Priority Investment rating analysis to determine facility and program priorities.
- Importance-Satisfaction rating to determine park services priorities.
- Open-Ended Comments from questions on the survey
- Tables that show the results of the random sample for each question on the survey.
- A copy of the survey instrument.



Parks and Recreation Services and Improvements

Residents were asked to rate their satisfaction of nineteen parks and recreation services in Rapid City, the highest rated services were maintenance of parks (79%), trails (78%), and how close parks are located to your home (67%). The lowest rated items were variety of programs offered (33%), user friendliness of website (32%), and variety of programs for people with special needs (27%).

According to ETC’s Importance-Satisfaction Analysis, three parks and recreation services were identified as a high priority for Rapid City, 1.) Security and safety in parks, 2.) Availability of information about programs and facilities, and 3.) Security and safety in trails. Prioritizing these areas will have the biggest impact on overall resident satisfaction with parks and recreation services.

Residents were also asked to rate their level of support for actions that Rapid City Parks and Recreation could take to improve its parks and recreation system, three actions received over 85% support from residents, 1.) Improve existing parks, 2.) Improve existing natural areas, and 3.) Improve walking and biking trails. When asked to allocate \$100 toward services provided by Rapid City Parks and Recreation, residents directed the highest average amount—\$20.19—toward improvements and maintenance of existing parks. This aligns closely with the strong level of support residents expressed for improving current park assets.

Residents overwhelmingly agreed that City parks should remain free to all (99%), funding City parks is a good use of my tax dollars (97%), and City parks are a valuable resource for my family (95%). Over 75% of residents also agree that they would rather see increased taxes to support parks than see services reduced.

Overall Quality of Rapid City Parks and Recreation

Seventy-four percent (74%) of residents indicated that they were satisfied with the overall value that their household receives from parks, facilities, programs, and services in Rapid City. Only seven percent (7%) of residents said they were dissatisfied.

Ninety-six percent (96%) of residents have visited parks offered by Rapid City Parks and Recreation in the past year. Of those who have visited, eighty-seven percent (87%) rated the overall quality of parks offered by Rapid City as “excellent” or “good.” The top reasons residents did not visit a park is its too far to walk or bike (23%), do not feel safe using parks or facilities (18%), and health-related concerns (14%).

Forty-one percent (41%) of residents have participated in recreation programs or events offered by Rapid City Parks and Recreation in the past year. Of those who have participated eighty-three percent (83%) rated the overall quality of recreation programs or events offered by Rapid City as “excellent” or “good.” The top reasons residents did not participate in a recreation program or event is they don’t know what is offered (63%), they are too busy or not interested (21%), and they prefer individual activities (14%).

The top three organizations that residents have used for recreation and sports activities in the past year are 1.) Rapid City Parks and Recreation (74%), 2.) South Dakota State Recreation Areas (54%), and 3.) School Districts (31%).

Communication

The three ways residents currently learn about Rapid City Parks and Recreation are 1.) Social media, 2.) From friends or neighbors, and 3.) The website. By aligning communication efforts with the sources residents already use to learn about recreation opportunities, Rapid City can improve outreach and help reduce barriers that prevent residents from using parks, facilities, programs, and services.



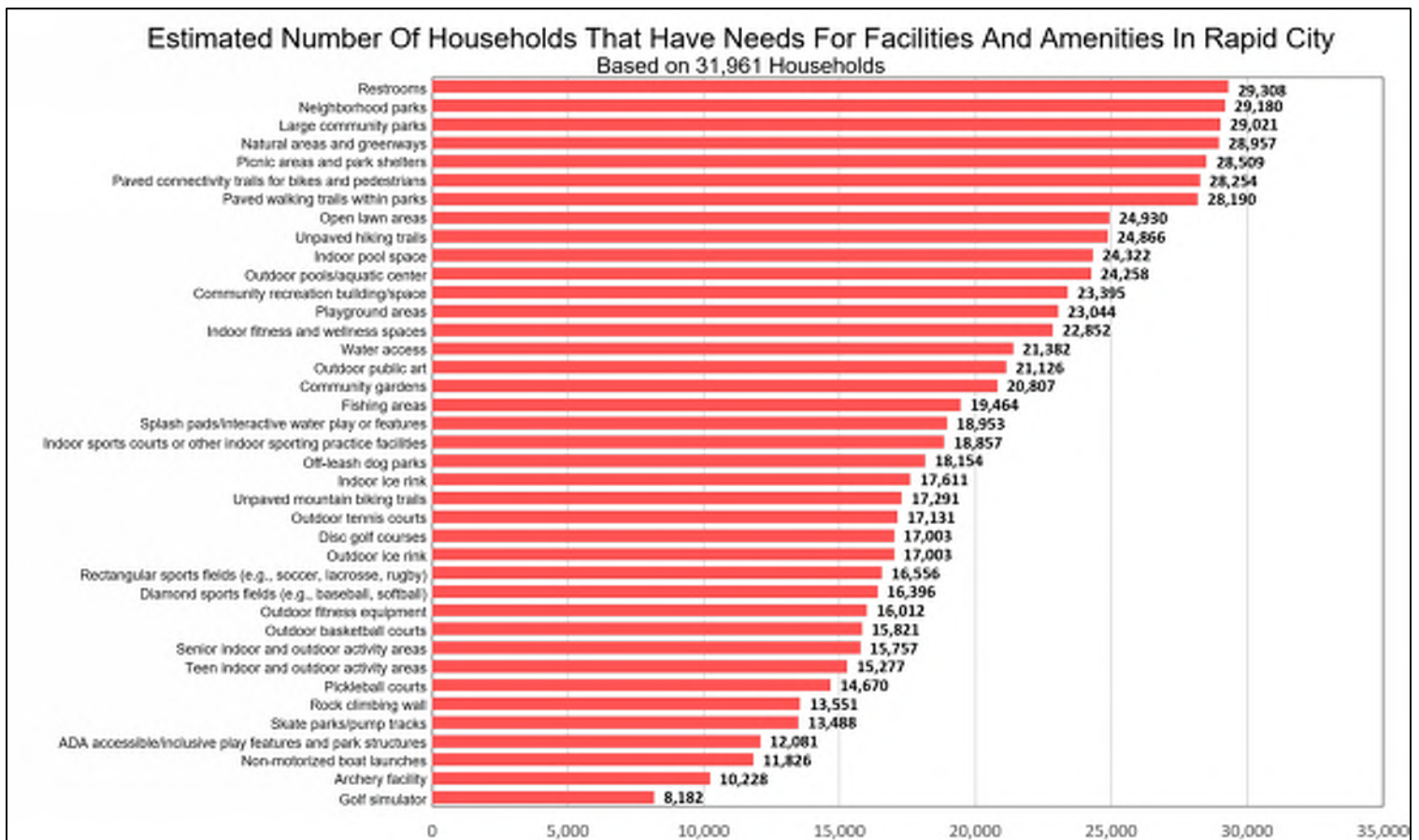
Parks and Recreation Facilities and Amenities Needs and Priorities

Facility and Amenity Needs: Respondents were asked to identify if their household had a need for 39 facilities and amenities and to rate how well their needs for each were currently being met. Based on this analysis, ETC Institute was able to estimate the number of households in the community that had the greatest “unmet” need for various facilities.

The three facilities with the highest percentage of households that have an unmet need:

1. Restrooms – 29,308 households
2. Neighborhood parks – 29,180 households
3. Larger community parks – 29,021 households

The estimated number of households that have unmet needs for each of the 39 facilities and amenities assessed is shown in the chart below.

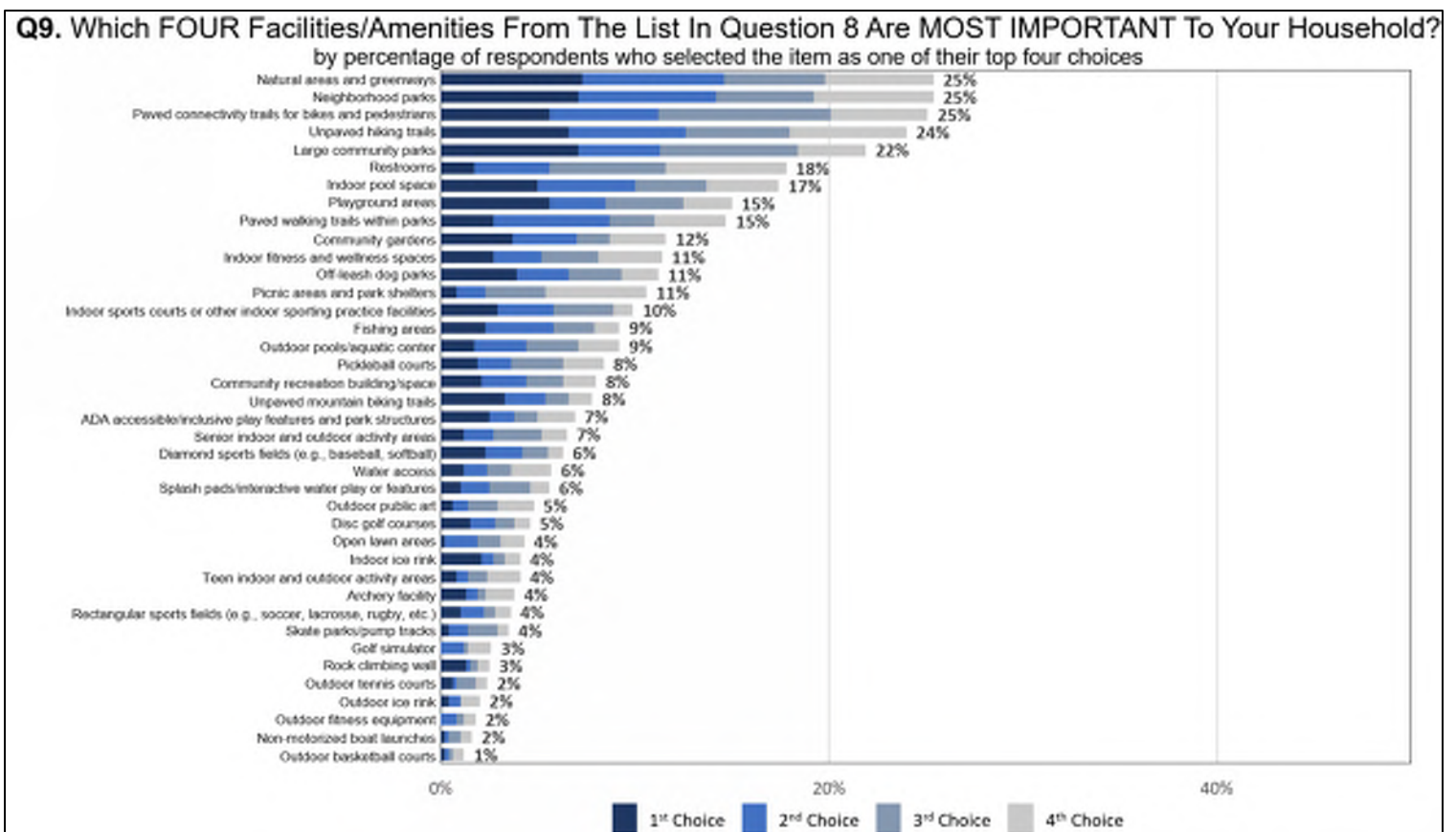




Facility and Amenity Importance: In addition to assessing the needs for each facility and amenity, ETC Institute also assessed the importance that residents placed on each item. Based on the sum of respondents’ top four choices, these were the four facilities and amenities that ranked most important to residents:

1. Natural areas and greenways (25%)
2. Neighborhood parks (25%)
3. Paved connectivity trails for bikes and pedestrians (25%)
4. Unpaved hiking trails (24%)

The percentage of residents who selected each facility or amenity as one of their top four choices is shown in the chart below.



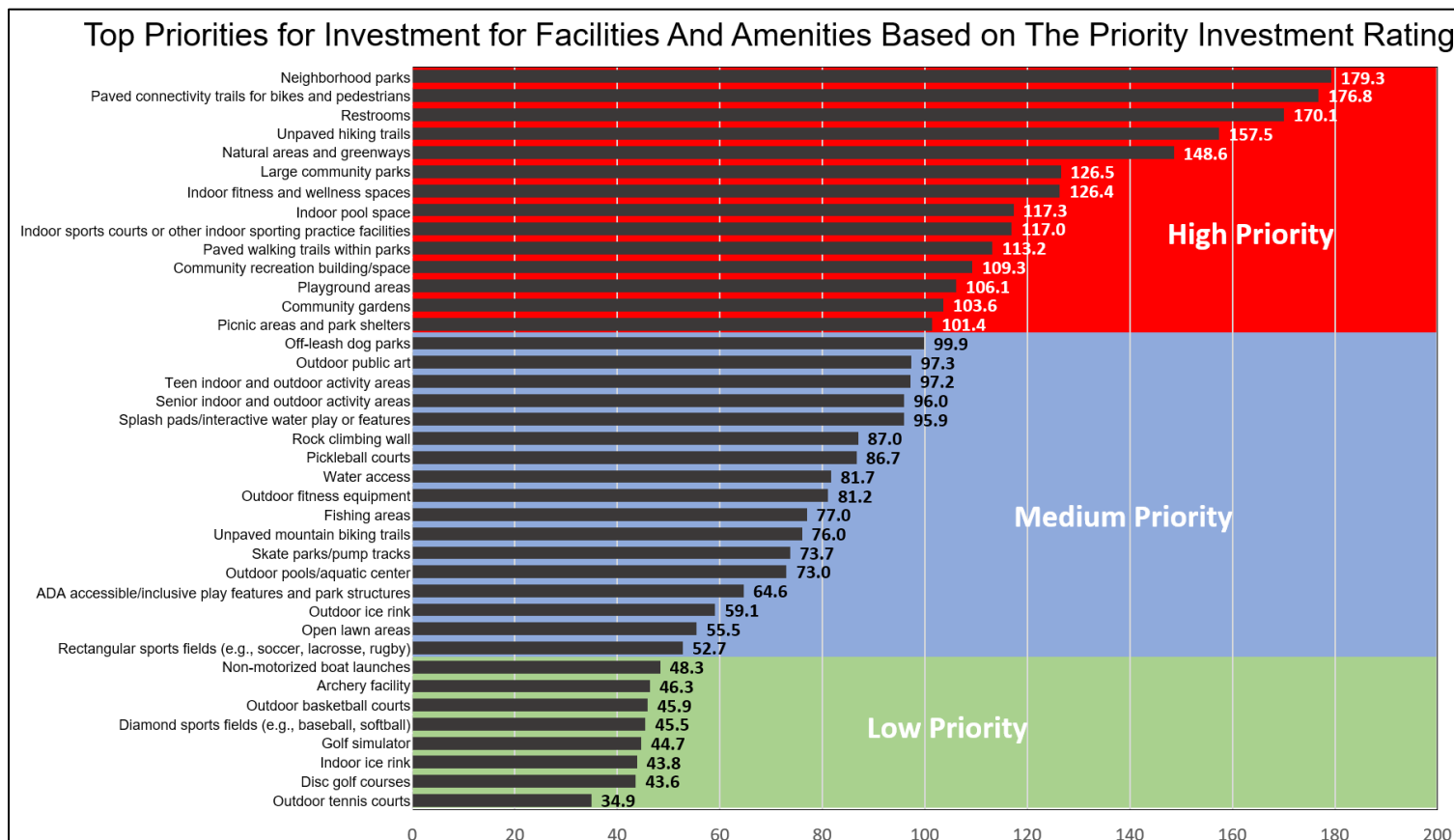


Priorities for Facility and Amenities Investments: The **Priority Investment Rating (PIR)** was developed by ETC Institute to provide organizations with an objective tool for evaluating the priority that should be placed on recreation and parks investments. The Priority Investment Rating (PIR) equally weighs (1) the importance that residents place on facilities and (2) how many residents have unmet needs for the facility. [Details regarding the methodology for this analysis are provided in **Section 2** of this report.]

Based the Priority Investment Rating (PIR), these facilities and amenities were the top five priorities for investment:

1. Neighborhood parks (**PIR= 179.3**)
2. Paved connectivity trails for bikes and pedestrians (**PIR= 176.8**)
3. Restrooms (**PIR= 170.1**)
4. Unpaved hiking trails (**PIR= 157.5**)
5. Natural areas and greenways (**PIR= 148.6**)

The chart below shows the Priority Investment Rating for each of the 39 facilities or amenities assessed in the survey.





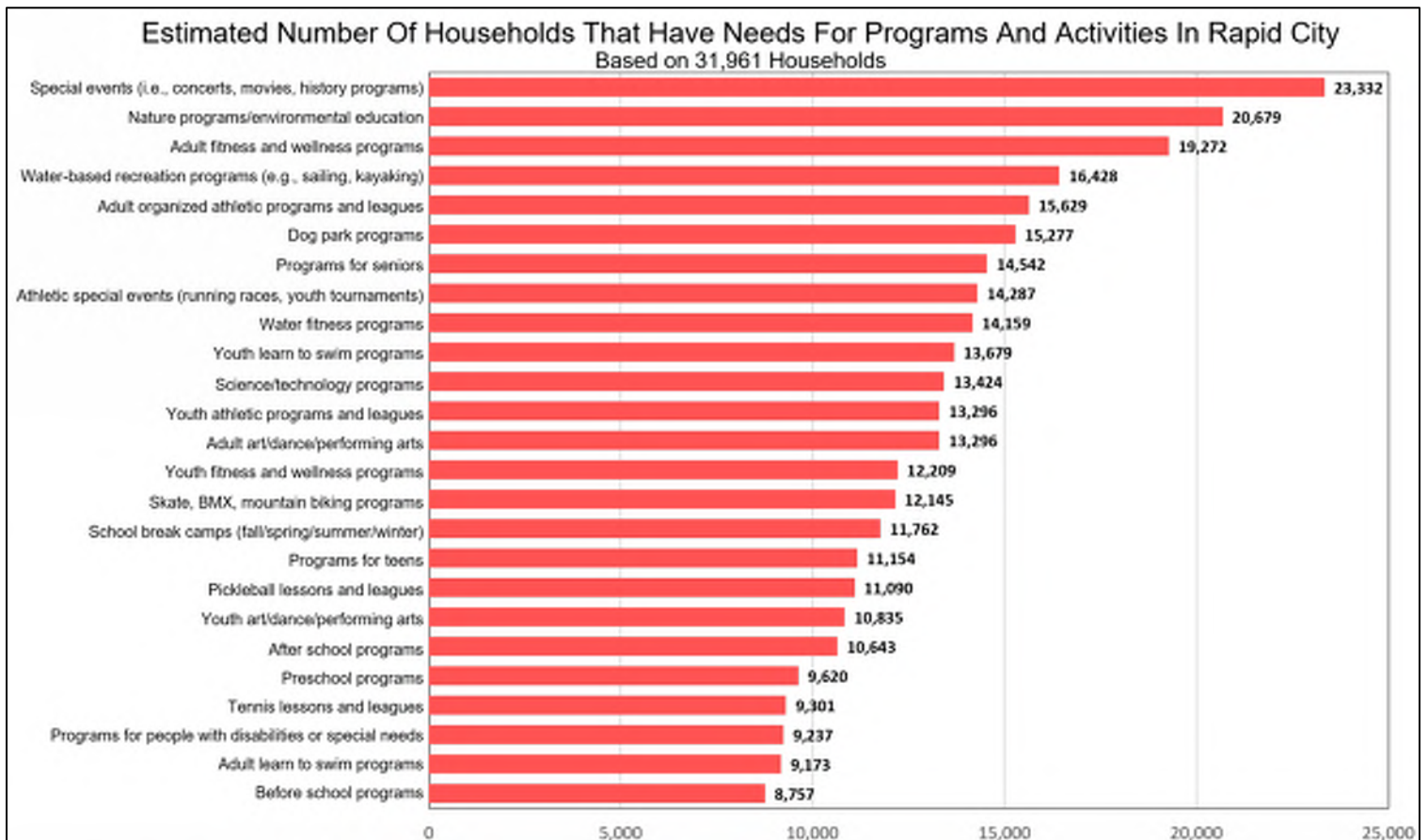
Parks and Recreation Programs and Activities Needs and Priorities

Activities Needs: Respondents were asked to identify if their household had a need for 25 programs and activities and to rate how well their needs for each were currently being met. Based on this analysis, ETC Institute was able to estimate the number of households in the community that had the greatest “unmet” need for various programs and activities.

The three programs and activities with the highest percentage of households that have an unmet need:

1. Special Events – 23,332 households
2. Nature programs/environmental education – 20,679 households
3. Adult fitness and wellness programs – 19,272 households

The estimated number of households that have unmet needs for each of the 25 programs and activities assessed is shown in the chart below.

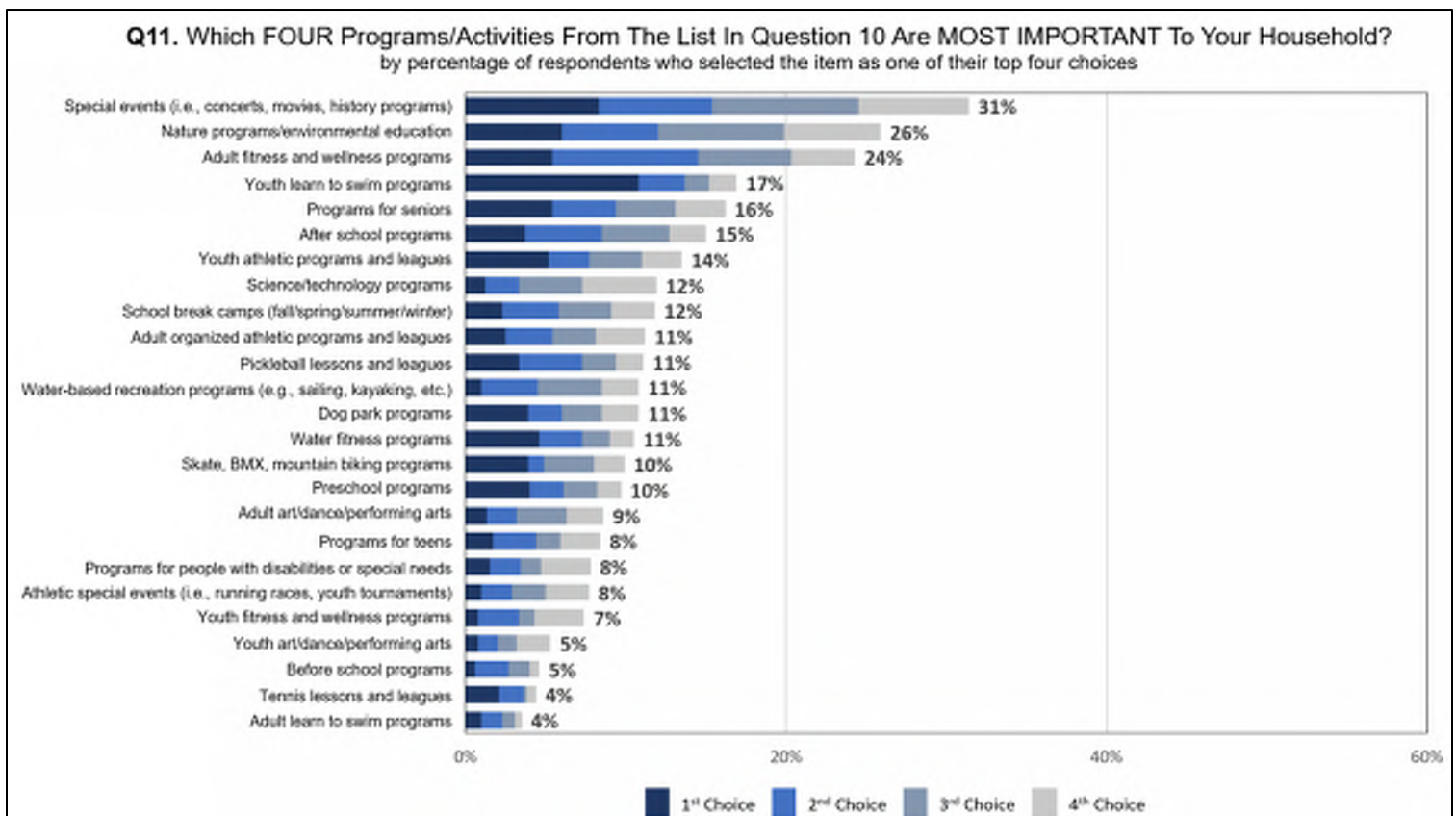




Program and Activity Importance: In addition to assessing the needs for each program and activity, ETC Institute also assessed the importance that residents place on each item. Based on the sum of respondents' top four choices, these were the four programs and activities that were ranked most important to residents:

1. Special Events (31%)
2. Nature programming/environmental education (26%)
3. Adult fitness and wellness programs (24%)
4. Youth learn to swim programs (17%)

The percentage of residents who selected each program and activity as one of their top four choices is shown in the chart below.



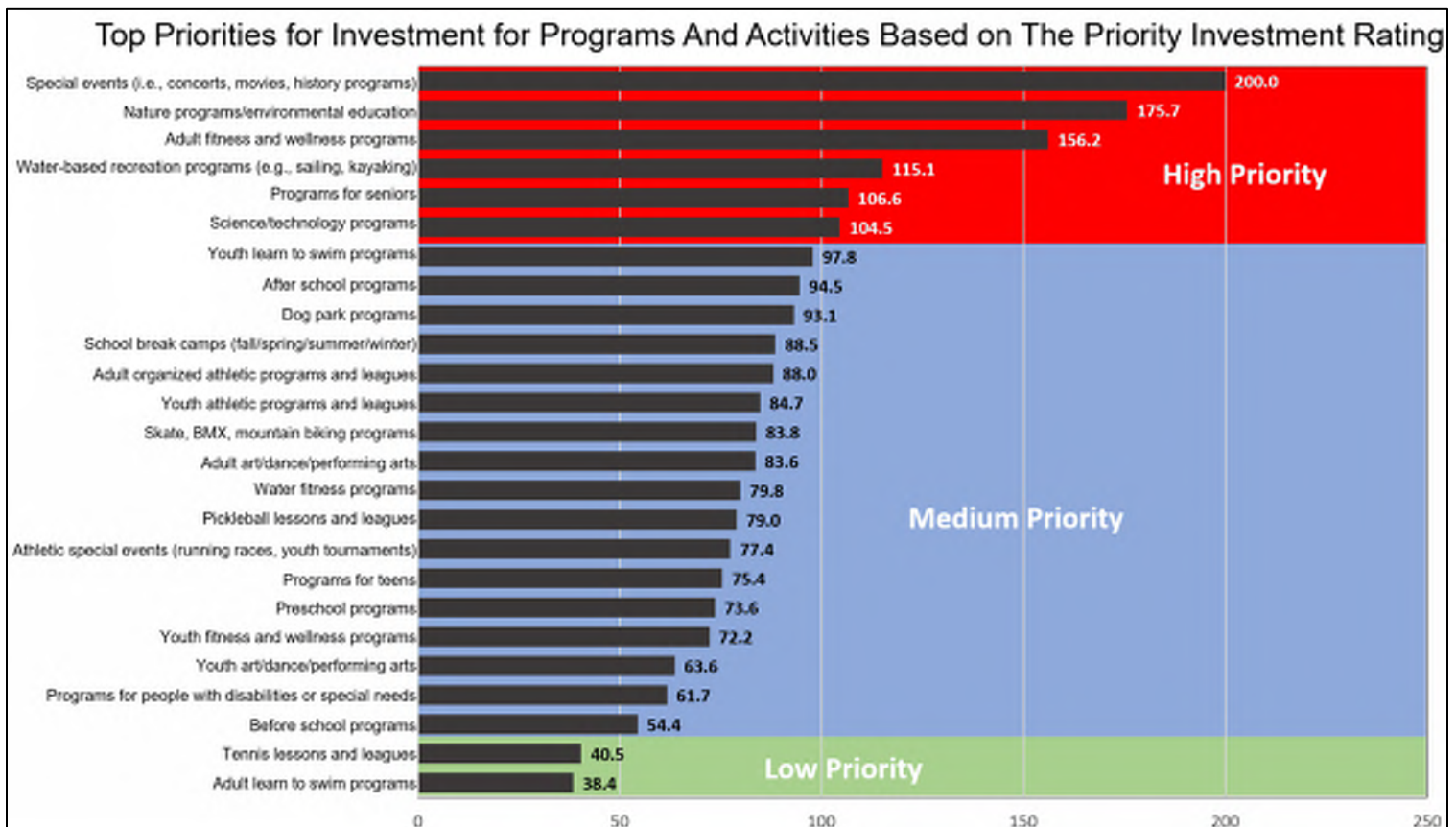


Priorities for Programs and Activities Investments: The **Priority Investment Rating (PIR)** was developed by ETC Institute to provide organizations with an objective tool for evaluating the priority that should be placed on recreation and parks investments. The Priority Investment Rating (PIR) equally weighs (1) the importance that residents place on programs and activities and (2) how many residents have unmet needs for the program and activity. [Details regarding the methodology for this analysis are provided in **Section 2** of this report.]

Based the Priority Investment Rating (PIR), these programs and activities were the top five priorities for investment:

1. Special Events (**PIR= 200.0**)
2. Nature programs/environmental education (**PIR= 175.7**)
3. Adult fitness and wellness programs (**PIR= 156.2**)
4. Water-based recreation programs (**PIR= 115.1**)
5. Programs for seniors (**PIR= 106.6**)

The chart below shows the Priority Investment Rating for each of the 25 programs and activities assessed in the survey.

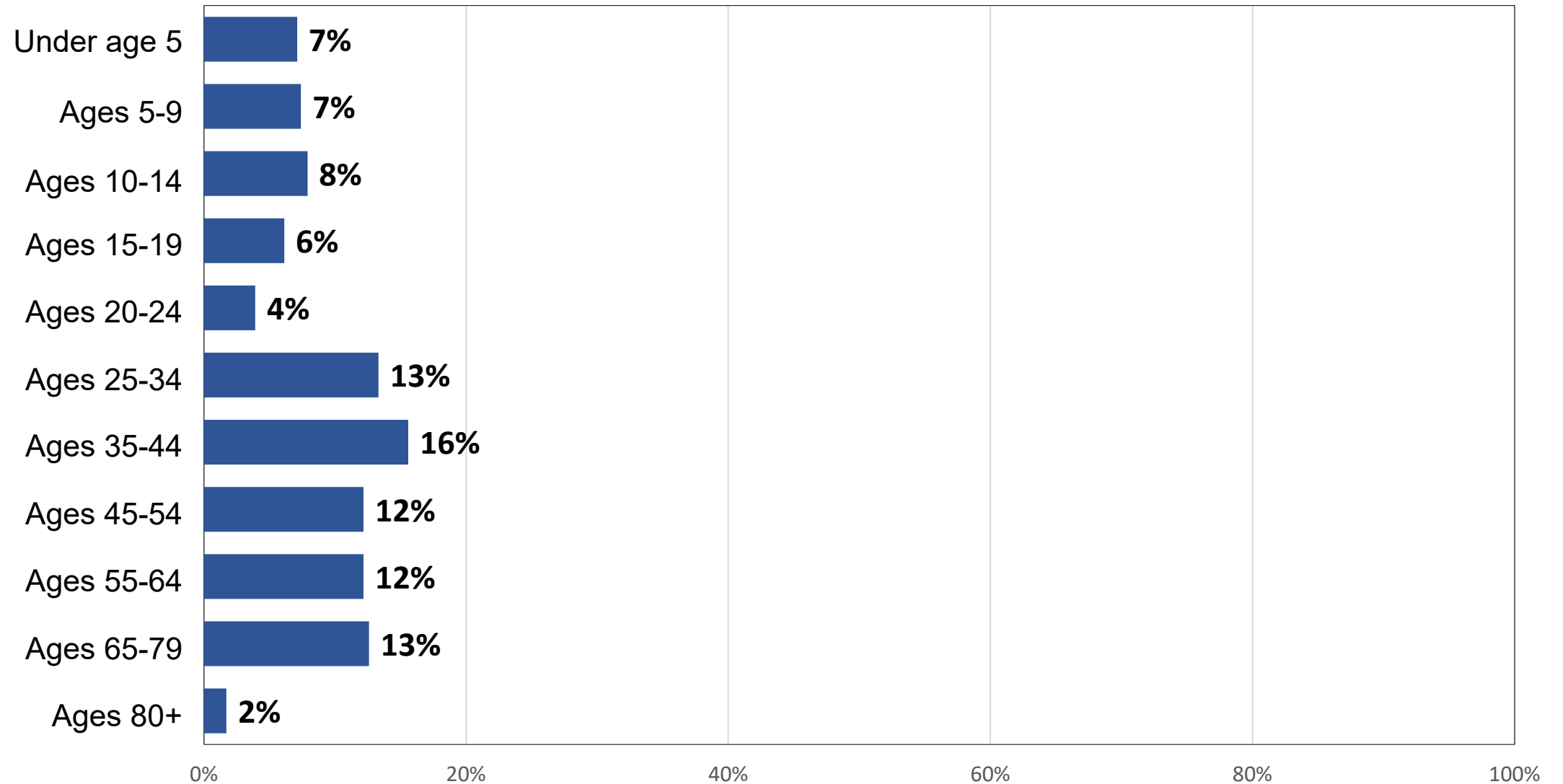




Charts and Graphs

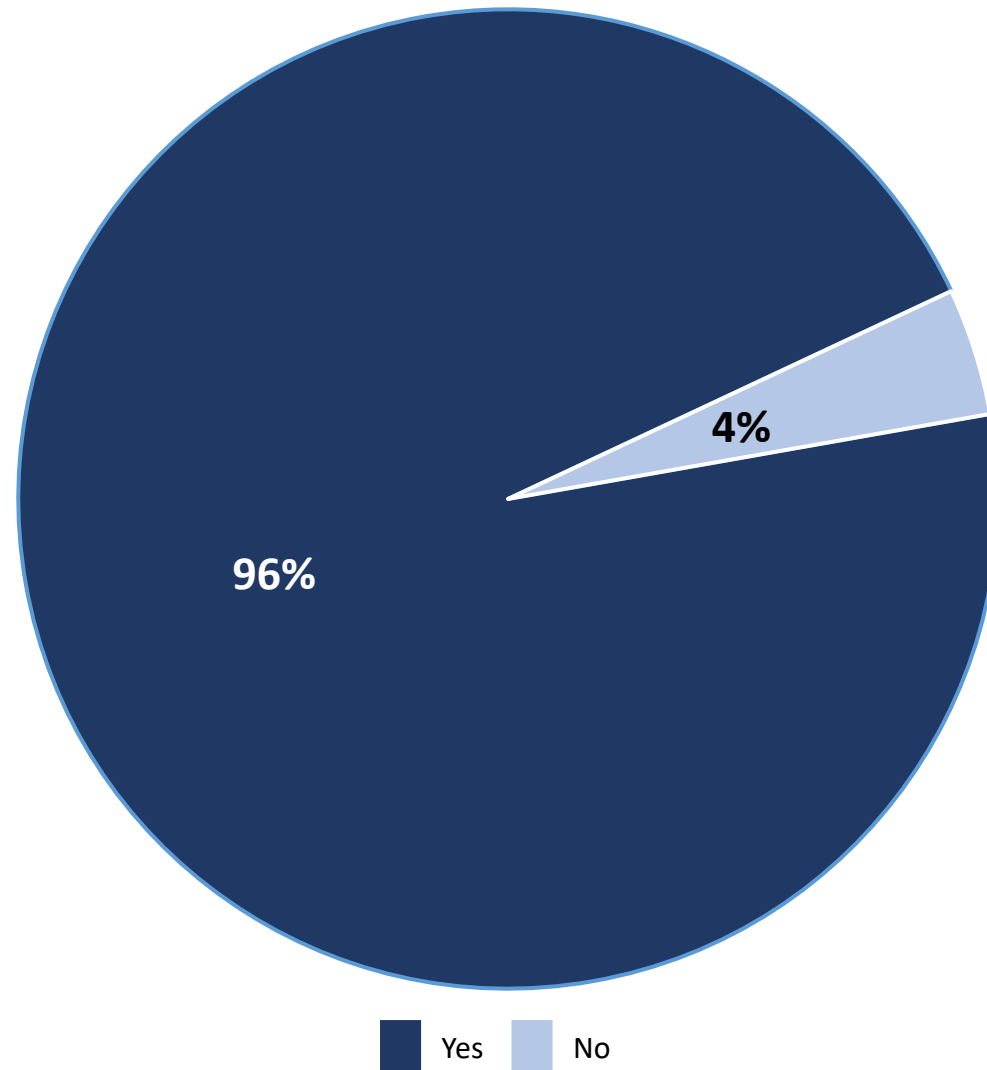
Q1. Counting Yourself, How Many People In Your Household Are...

by percentage of respondents



Q2. Have You Or Any Members Of Your Household Visited Any Parks Offered By Rapid City Parks And Recreation During The Past Year?

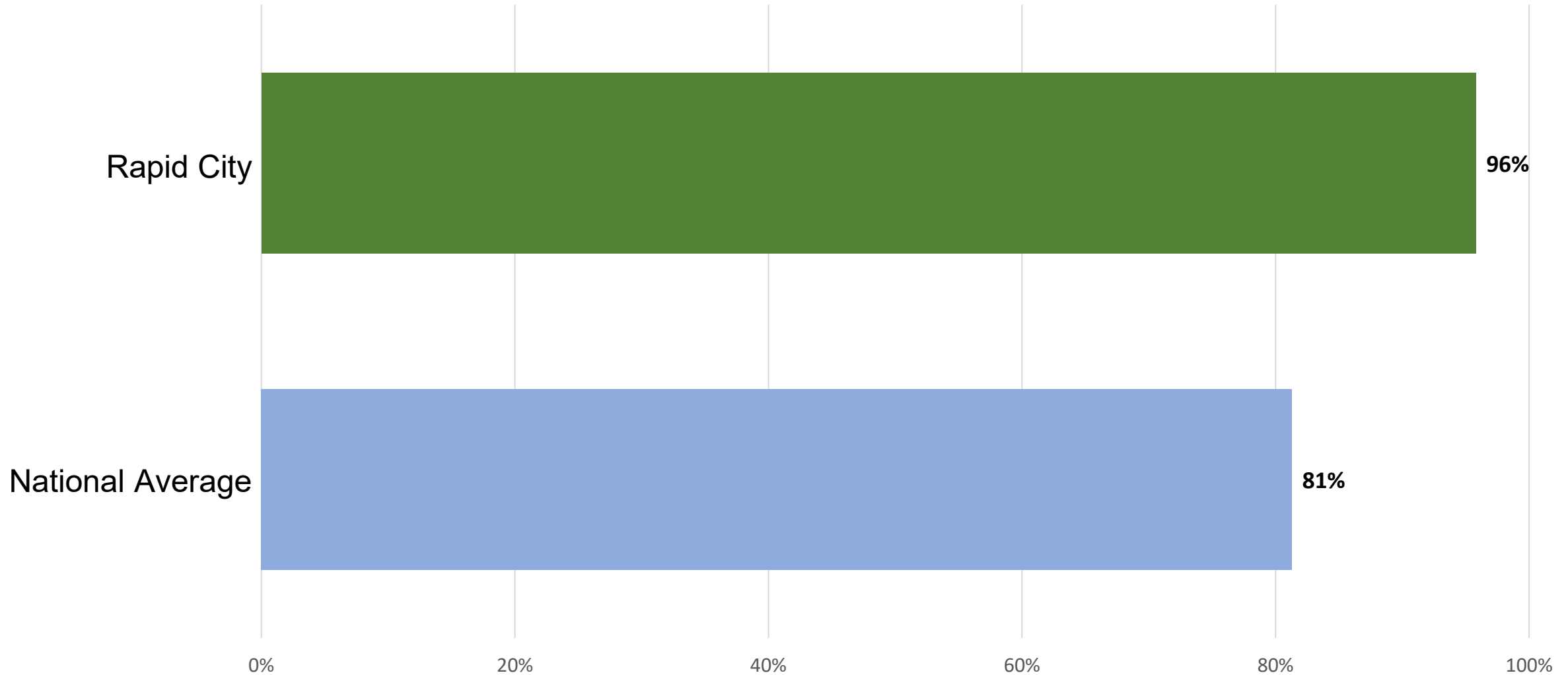
by percentage of respondents



Benchmarking: Have You Or Any Members Of Your Household Visited Any Parks Offered By Rapid City Parks And Recreation During The Past Year?

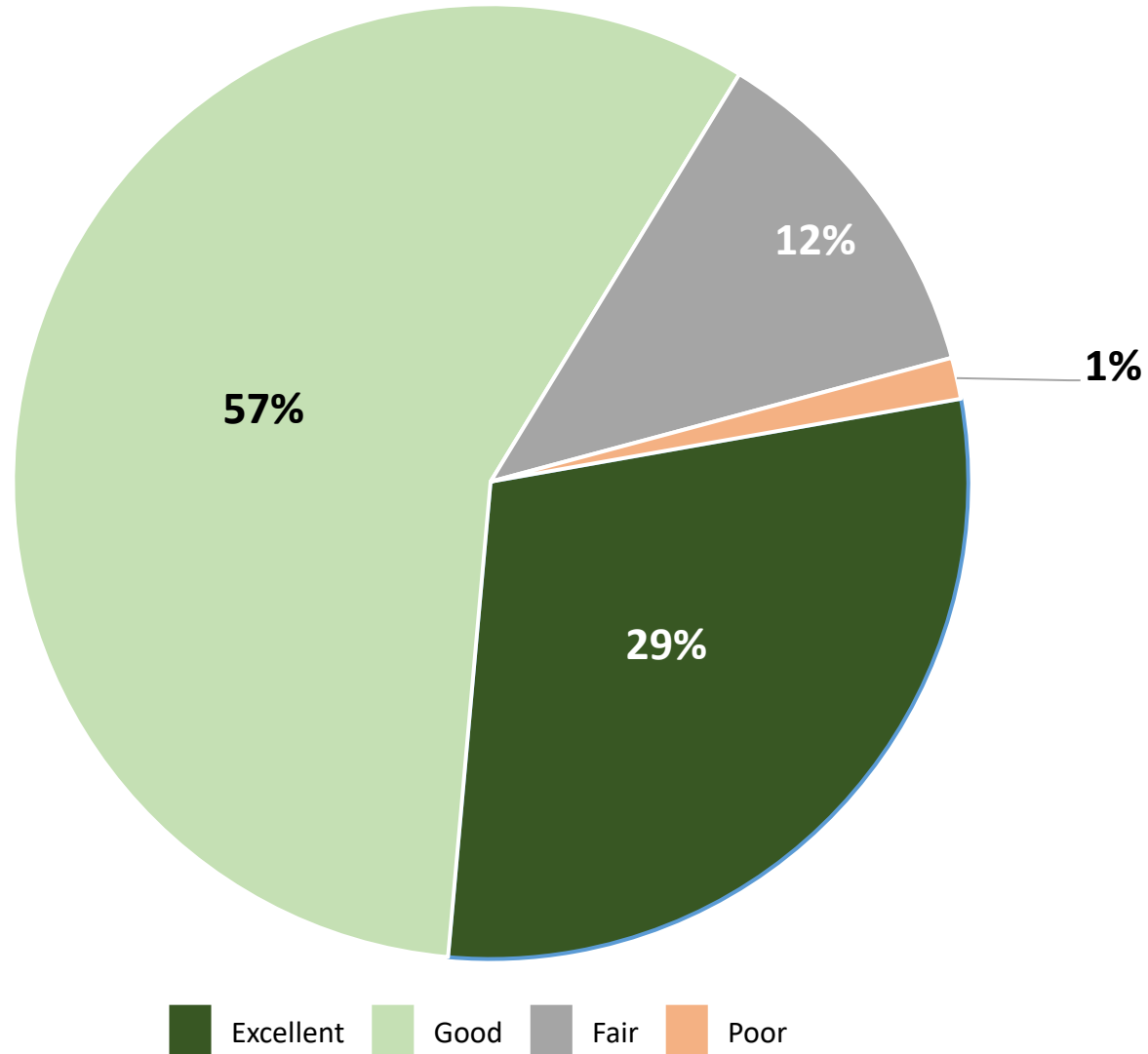
Percentage of respondents that said “yes”

Benchmarking: Rapid City 2025 vs National Average



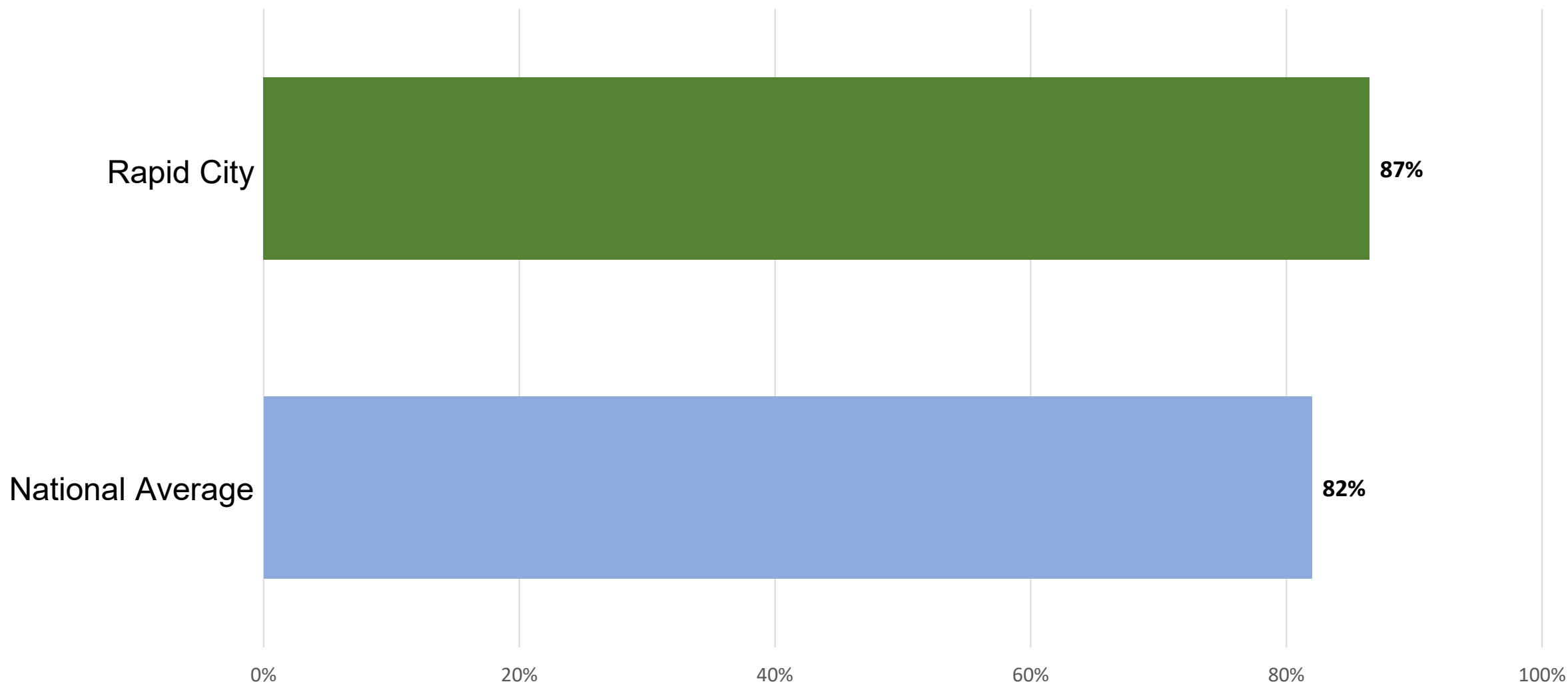
Q2a. How Would You Rate The Overall Quality Of The Parks Offered By Rapid City Parks And Recreation That You And The Members Of Your Household Have Visited?

by percentage of respondents (excluding not provided)



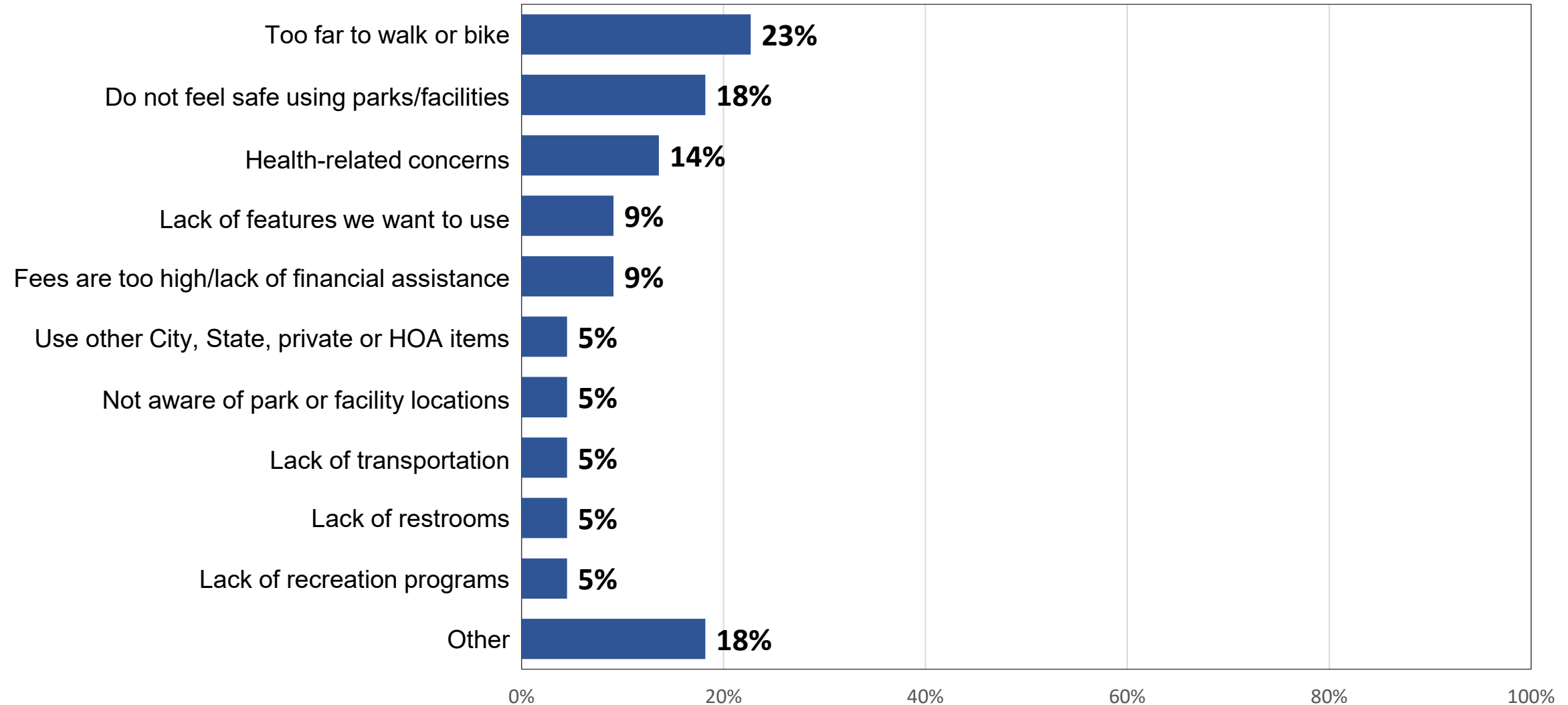
Benchmarking: How Would You Rate The Overall Quality Of The Parks Offered By Rapid City Parks And Recreation?

Combination of “excellent” and “good” responses
Benchmarking: Rapid City 2025 vs National Average



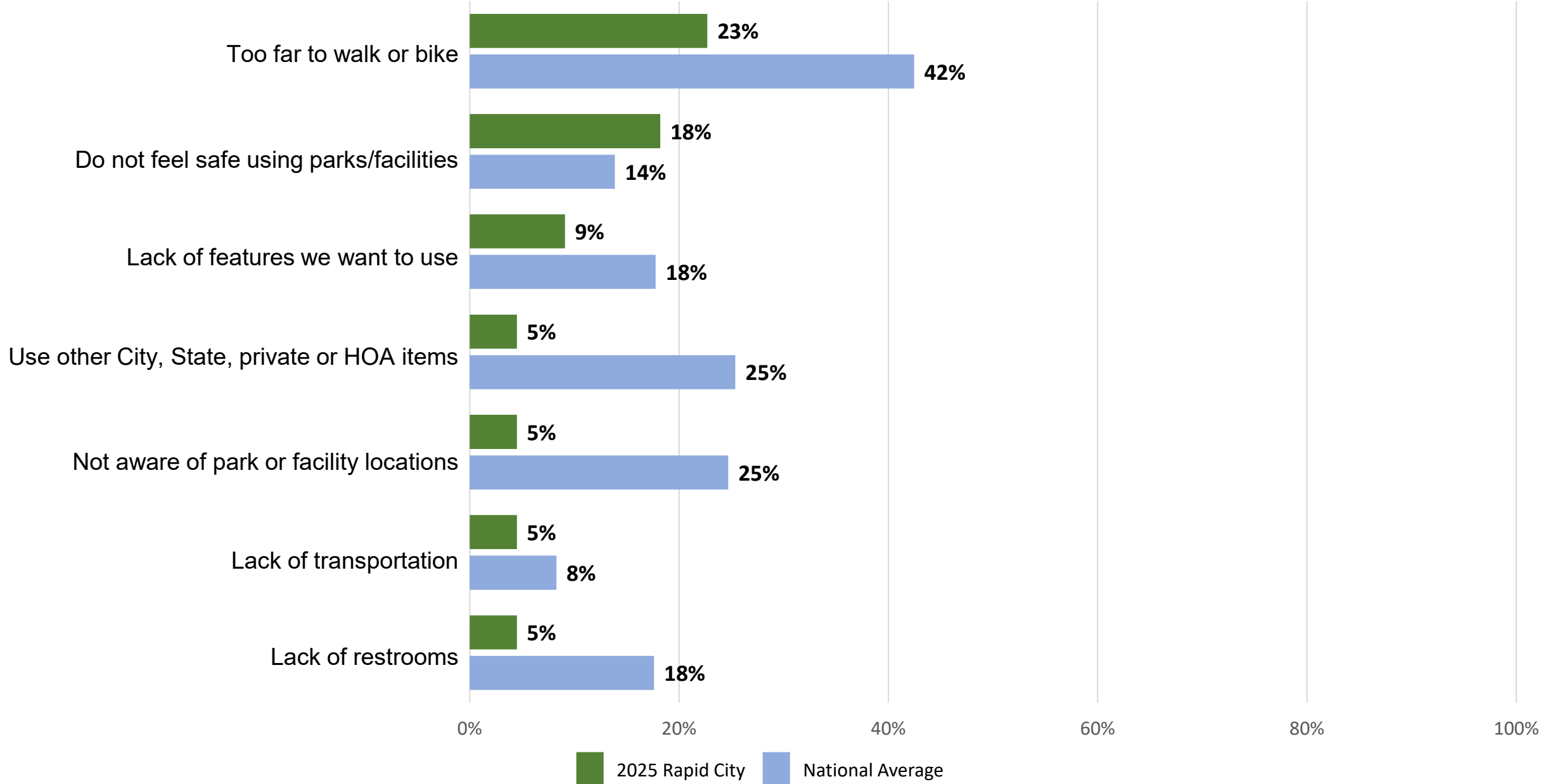
Q2b. If Your Household Members Do NOT Visit Any Rapid City Parks And Recreation Parks In A Typical Year, Please CHECK ALL The Following Reasons Why You Do NOT Visit.

by percentage of respondents who have not visited (multiple selections could be made)



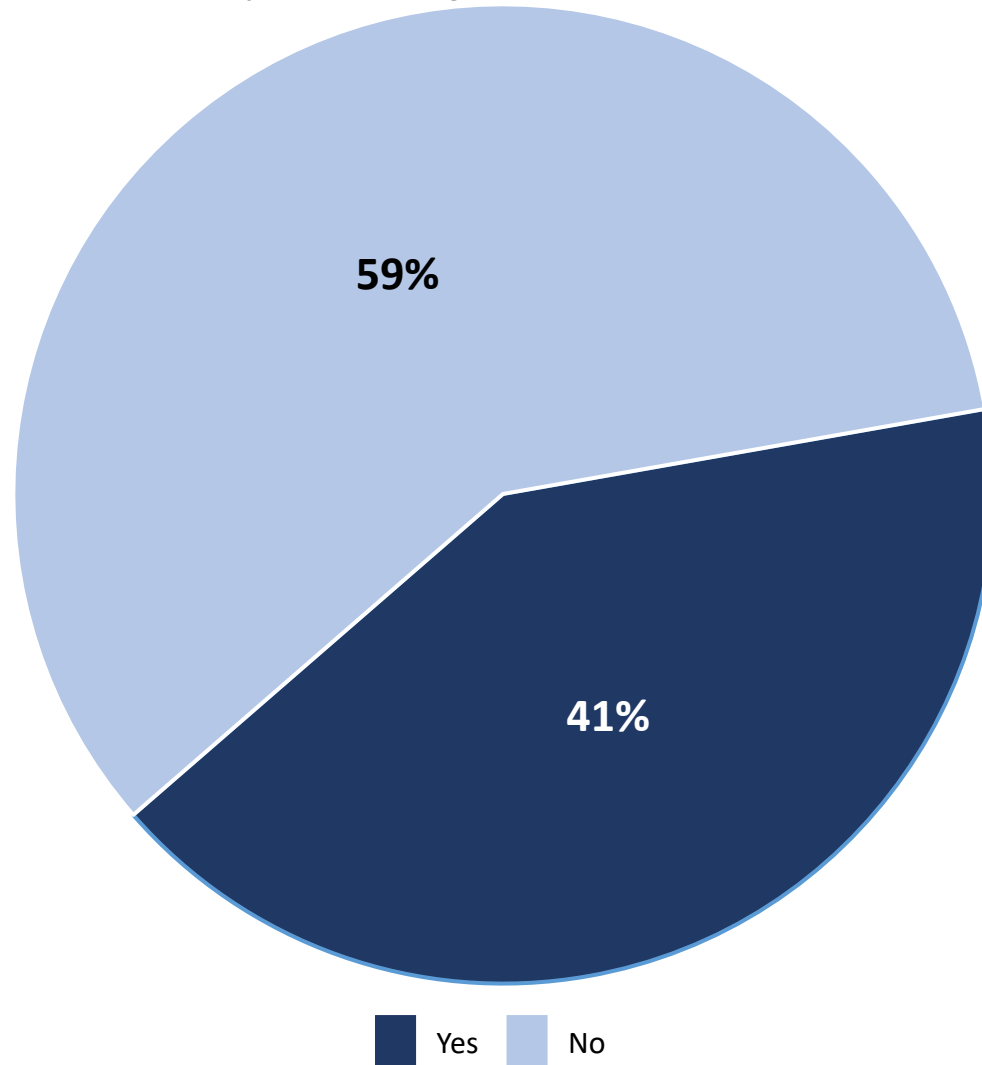
Benchmarking: Please CHECK ALL The Following Reasons Why You Do NOT Visit Parks.

Benchmarking: Rapid City 2025 vs National Average



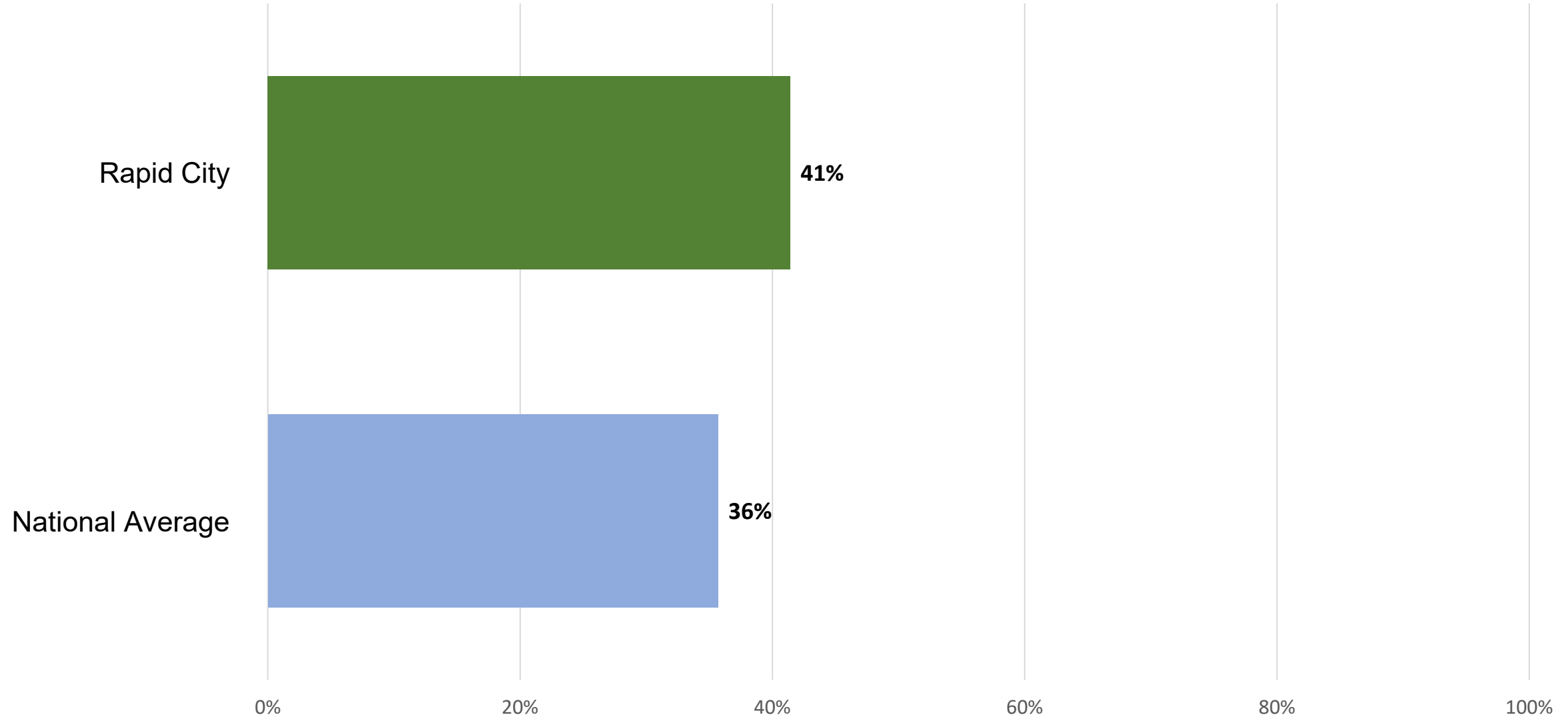
Q3. Have You Or Any Members Of Your Household Participated In Any Recreation Programs Or Events Offered And/Or Hosted By Rapid City Parks And Recreation During The Past Year?

by percentage of respondents



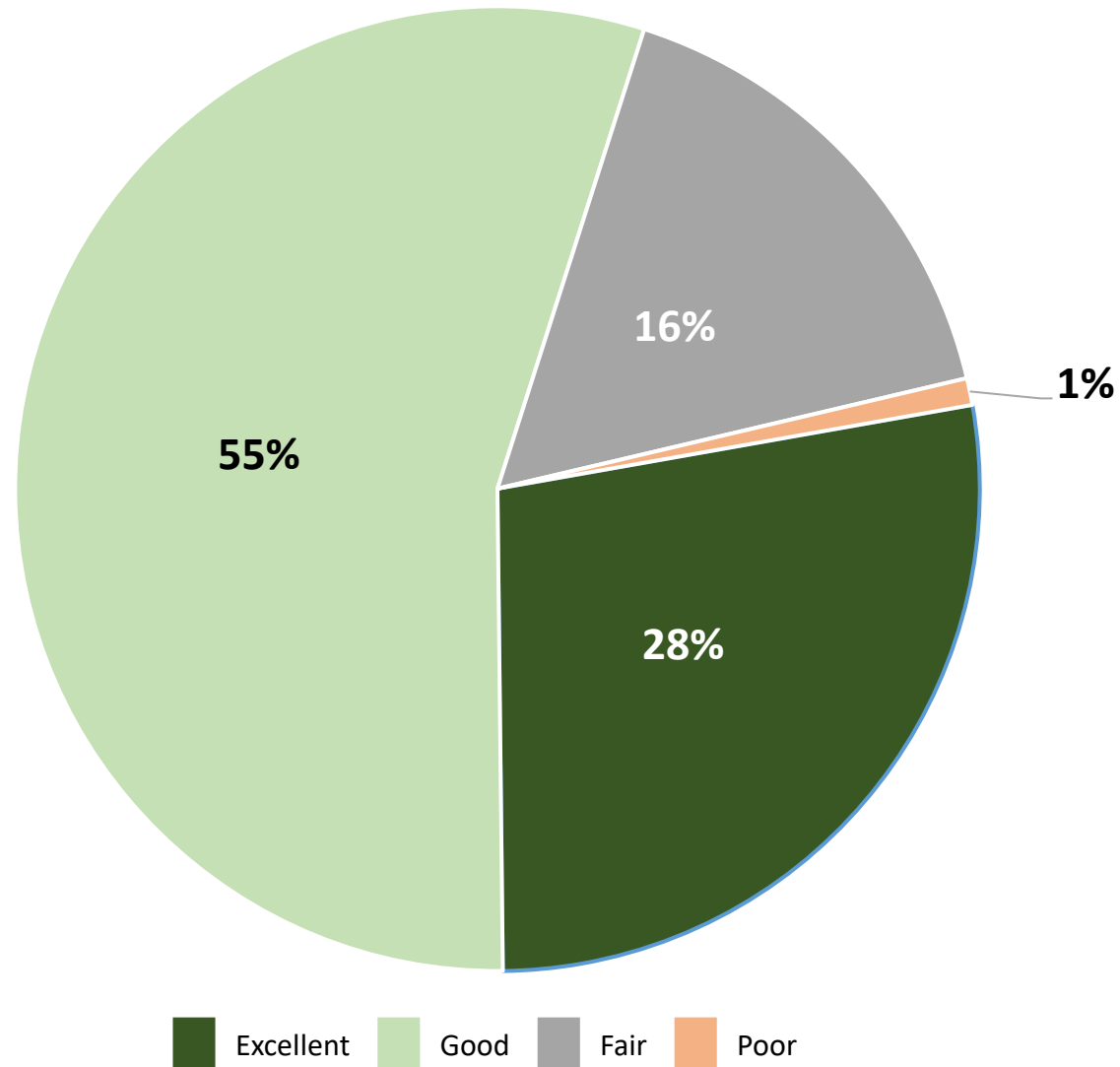
Benchmarking: Have You Or Any Members Of Your Household Participated In Any Recreation Programs Or Events Offered And/Or Hosted By Rapid City Parks And Recreation During The Past Year?

Percentage of respondents that said "yes"
Benchmarking: Rapid City 2025 vs National Average



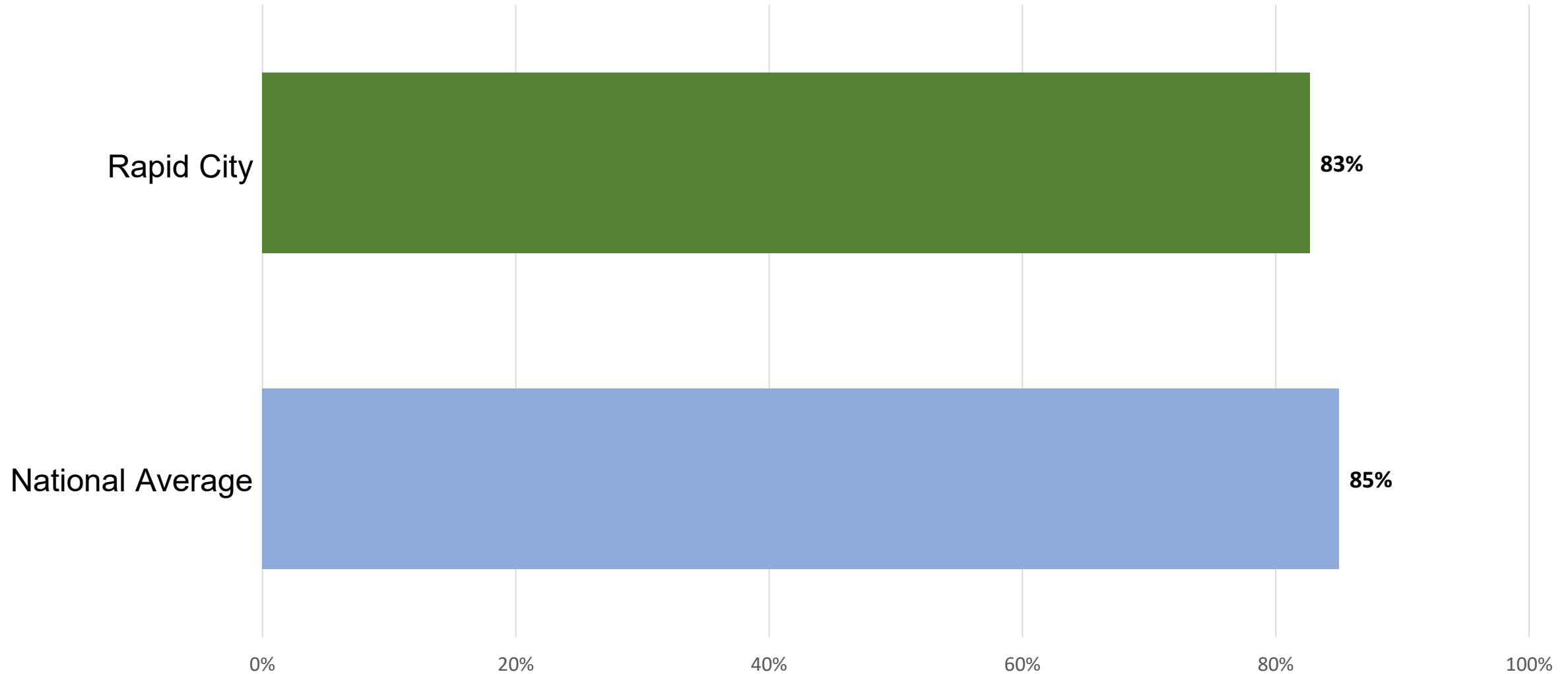
Q3a. How Would You Rate The Overall Quality Of The Recreation Programs Or Events Offered By Rapid City Parks And Recreation That You And The Members Of Your Household Have Participated In?

by percentage of respondents (excluding not provided)



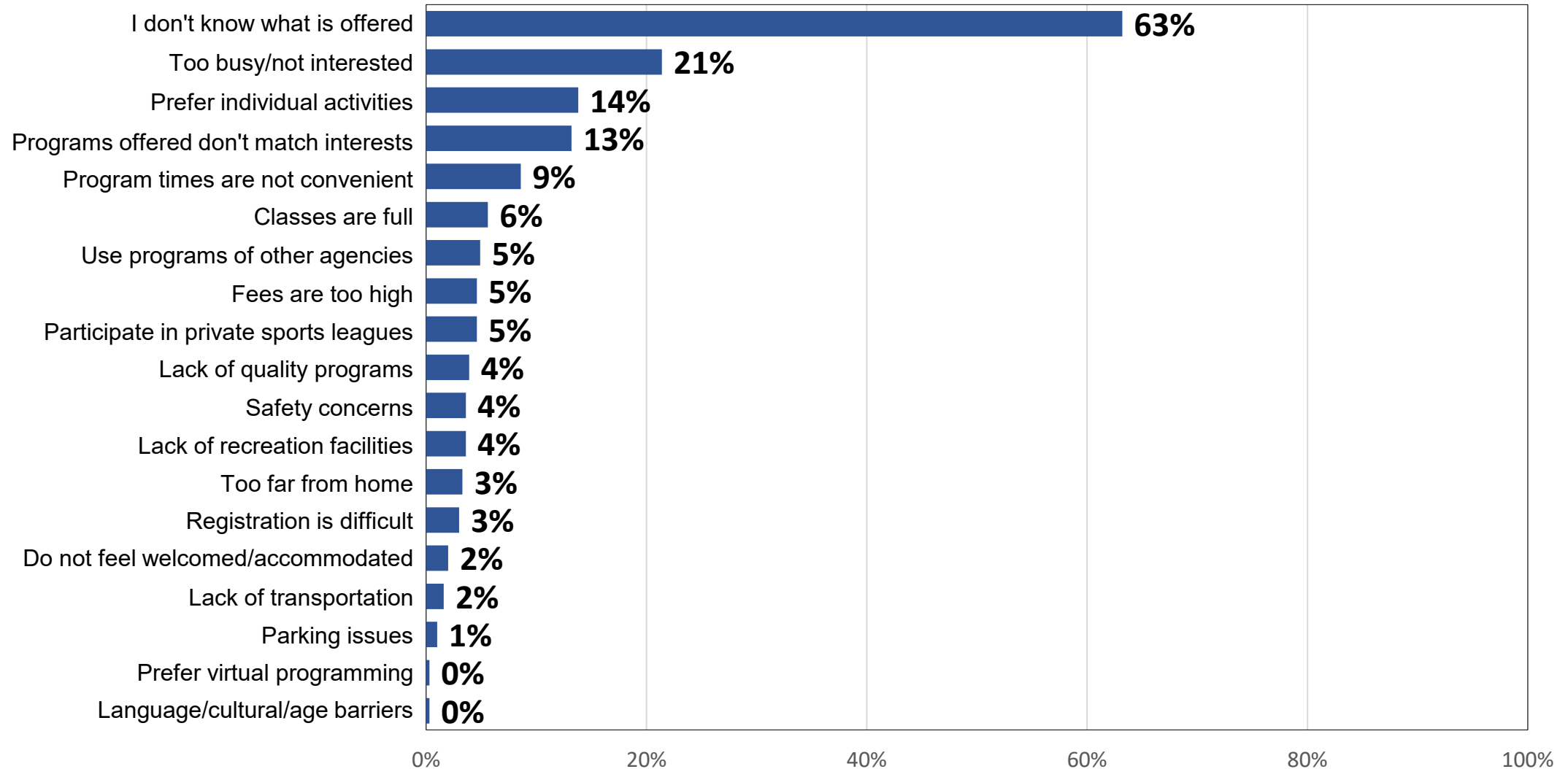
Benchmarking: How Would You Rate The Overall Quality Of Recreation Programs Offered By Rapid City Parks And Recreation?

Combination of “excellent” and “good” responses
Benchmarking: Rapid City 2025 vs National Average



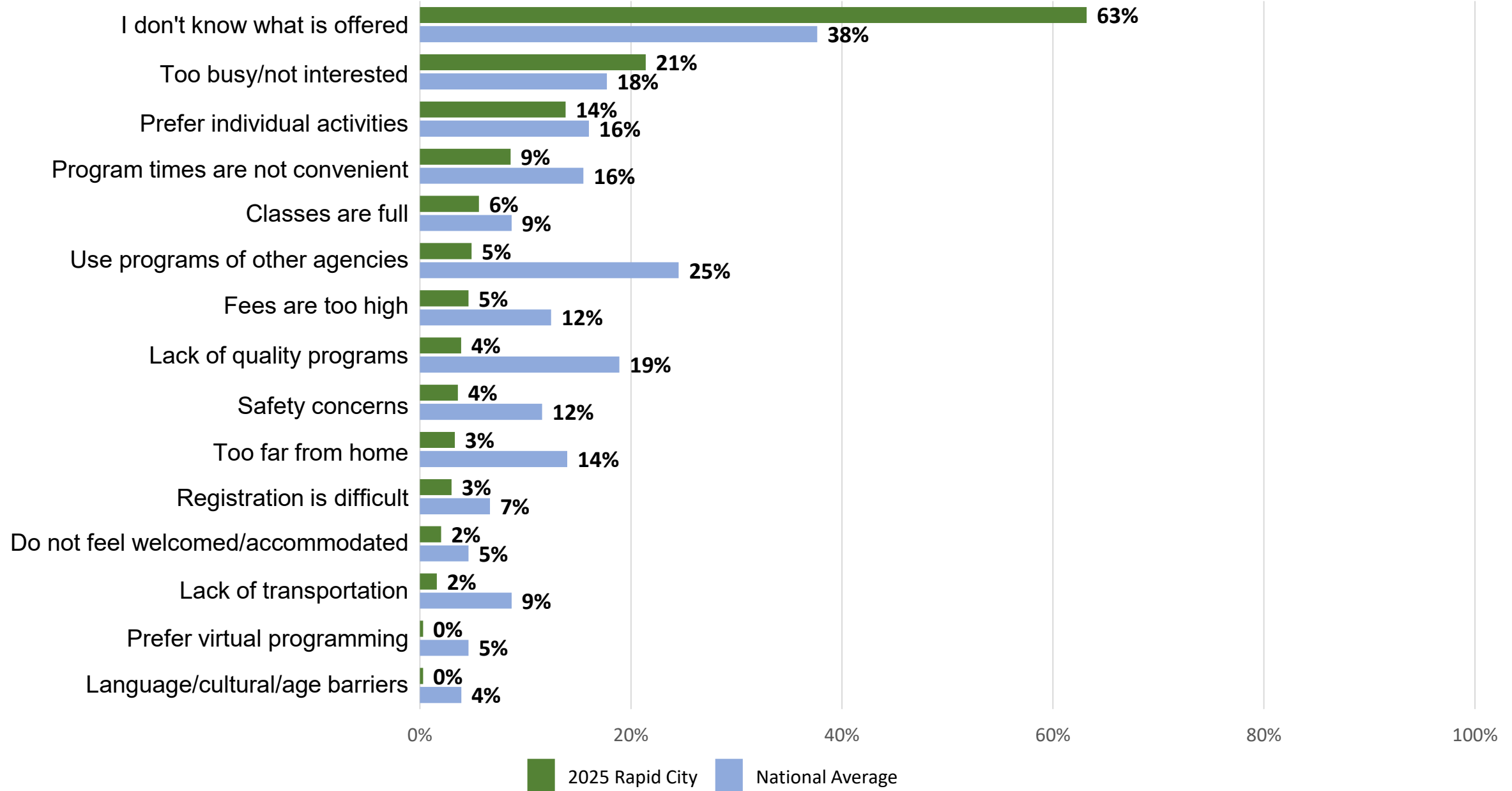
Q3b. If Your Household Members Do NOT Participate In Any Rapid City Parks And Recreation Programs Or Events During A Typical Year, Please CHECK ALL Of The Following Reasons Why You Have NOT Participated.

by percentage of respondents who have not visited (multiple selections could be made)



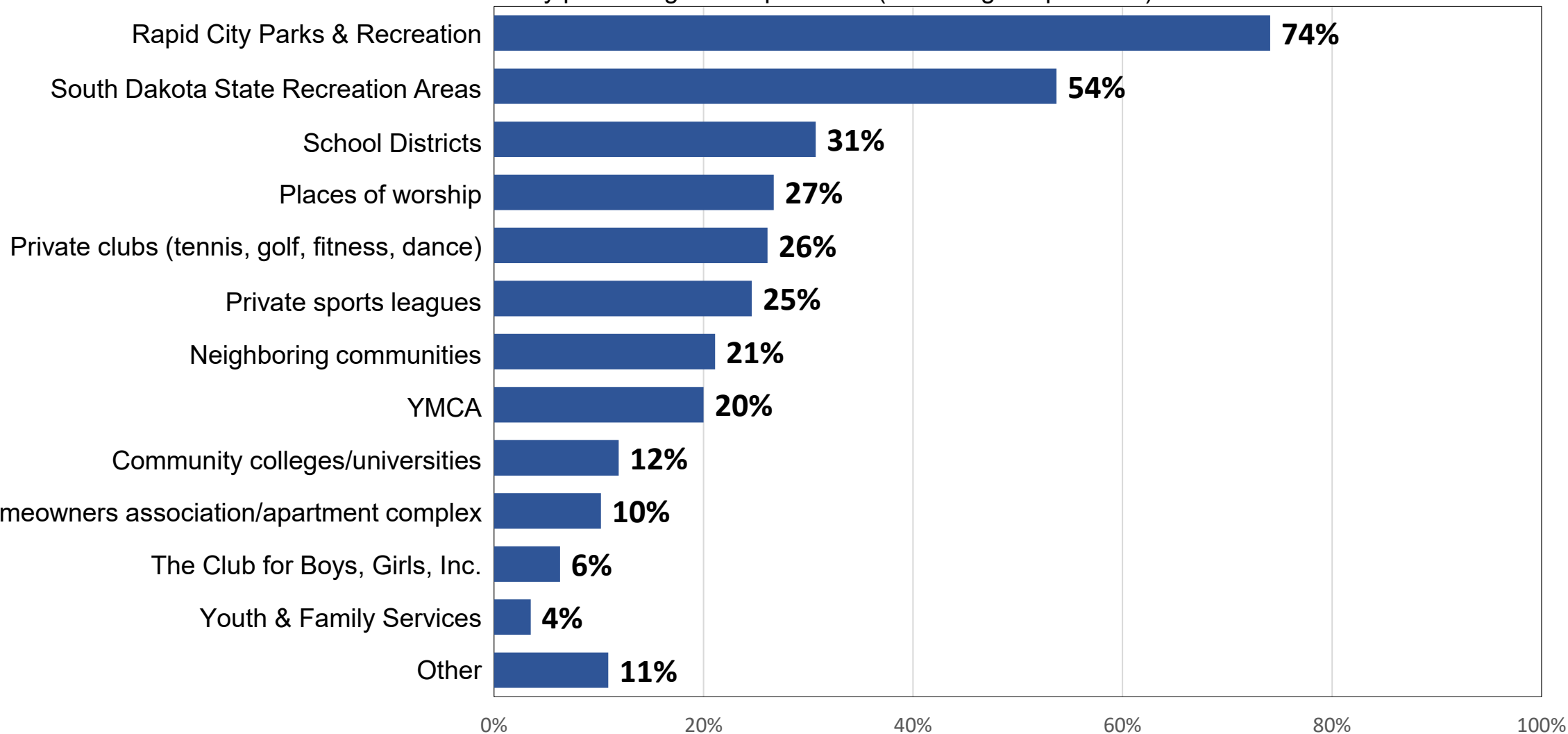
Benchmarking: Please CHECK ALL Of The Following Reasons Why You Have NOT Participated.

Benchmarking: Rapid City 2025 vs National Average



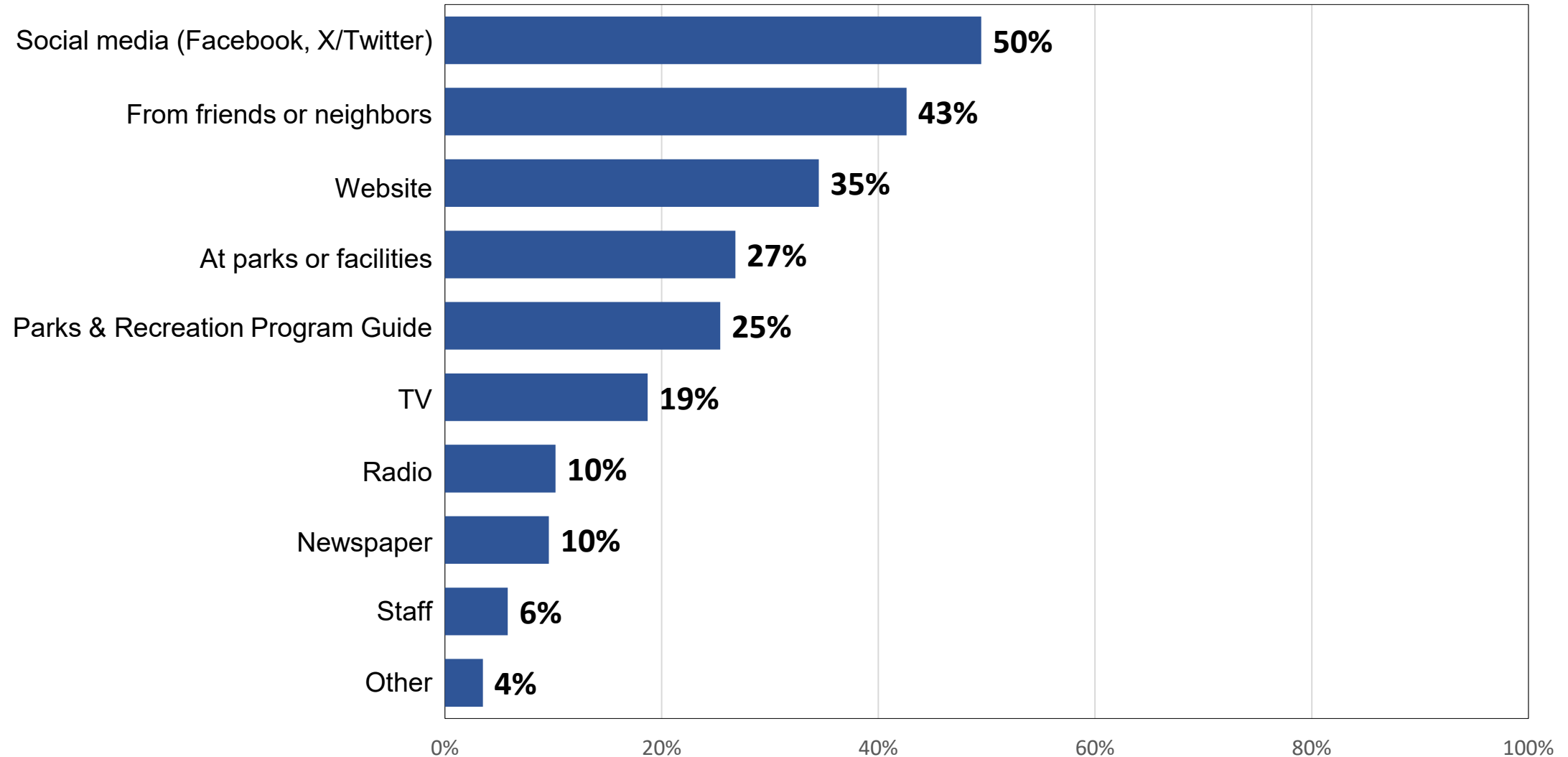
Q4. From The Following List, Please CHECK ALL Organizations You Or Members Of Your Household Have Used For Recreation And/Or Sports Activities During The Past Year.

by percentage of respondents (excluding not provided)



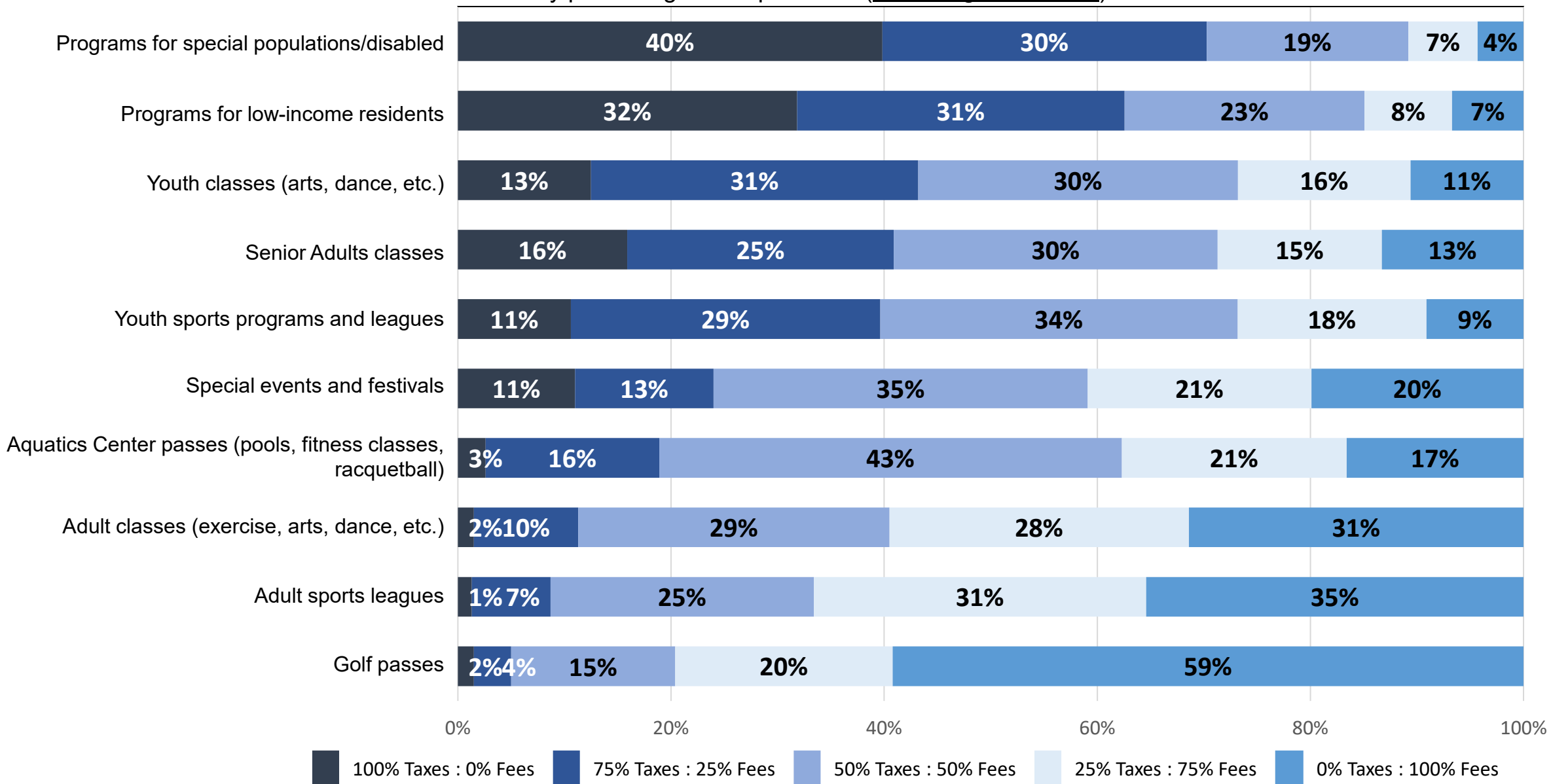
Q5. From The Following List, Please CHECK ALL The Ways YOU CURRENTLY LEARN About Rapid City Parks And Recreation.

by percentage of respondents (multiple selections could be made)



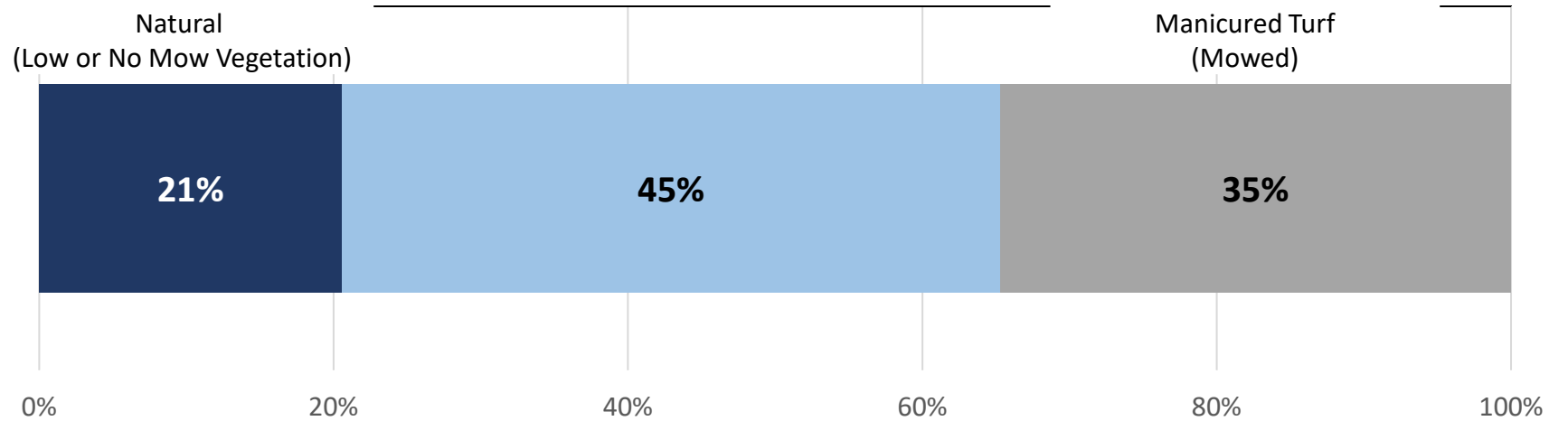
Q6. For Each Program Category, Please Indicate What Percent Of The Program Costs Should Be Paid By Taxes And What Percent By User Fees.

by percentage of respondents (excluding don't know)

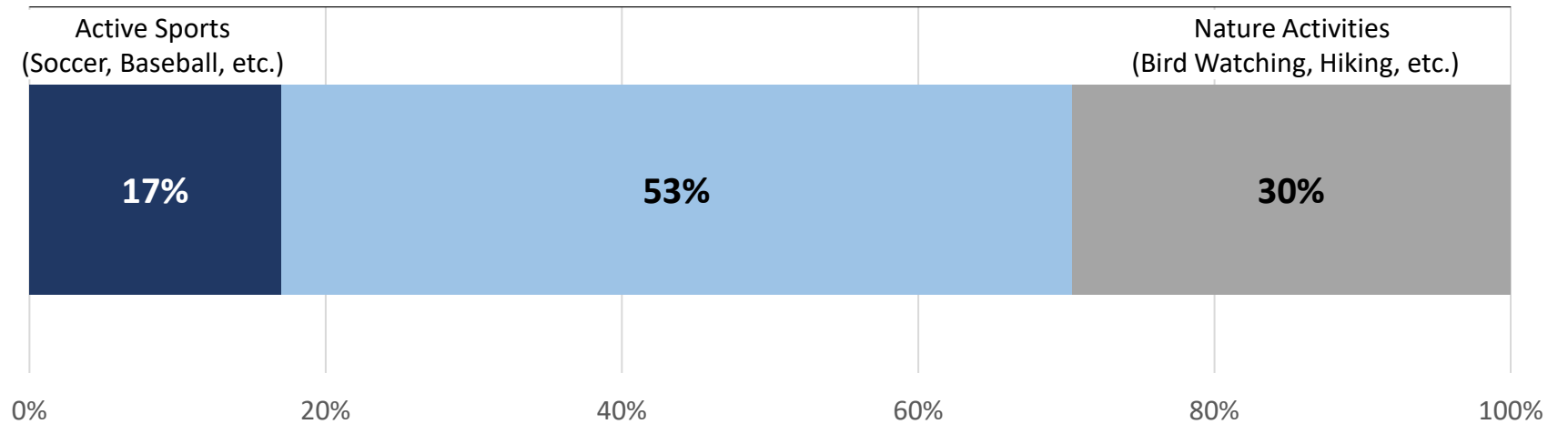


Q7a/b. Which Of The Following Best Describes Your Preference: by percentage of respondents (excluding not provided)

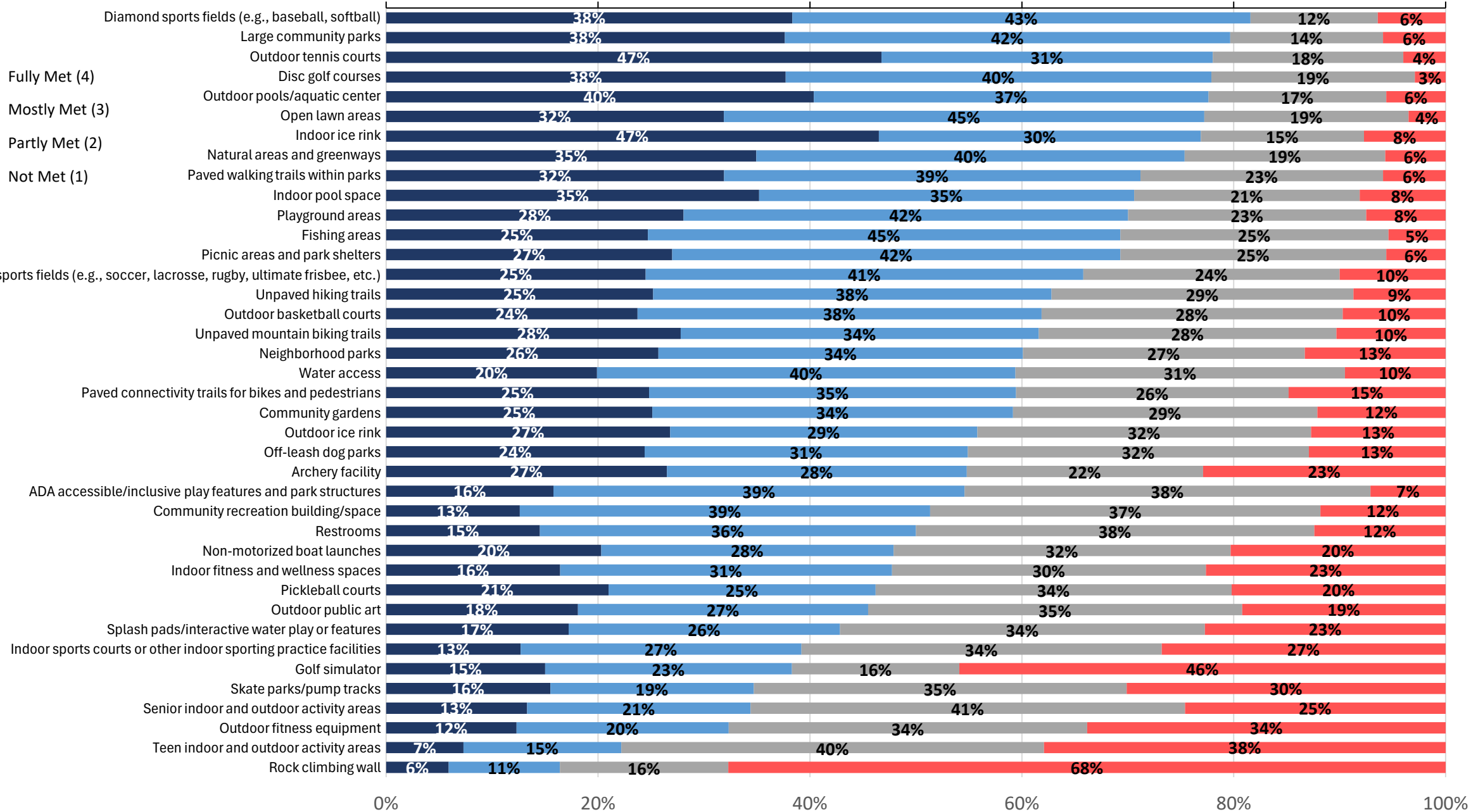
Which of the following best describes the operational strategy you think the City should take regarding the upkeep of the greenway and community parks?



Rapid City Parks and Recreation should offer amenities and spaces for...

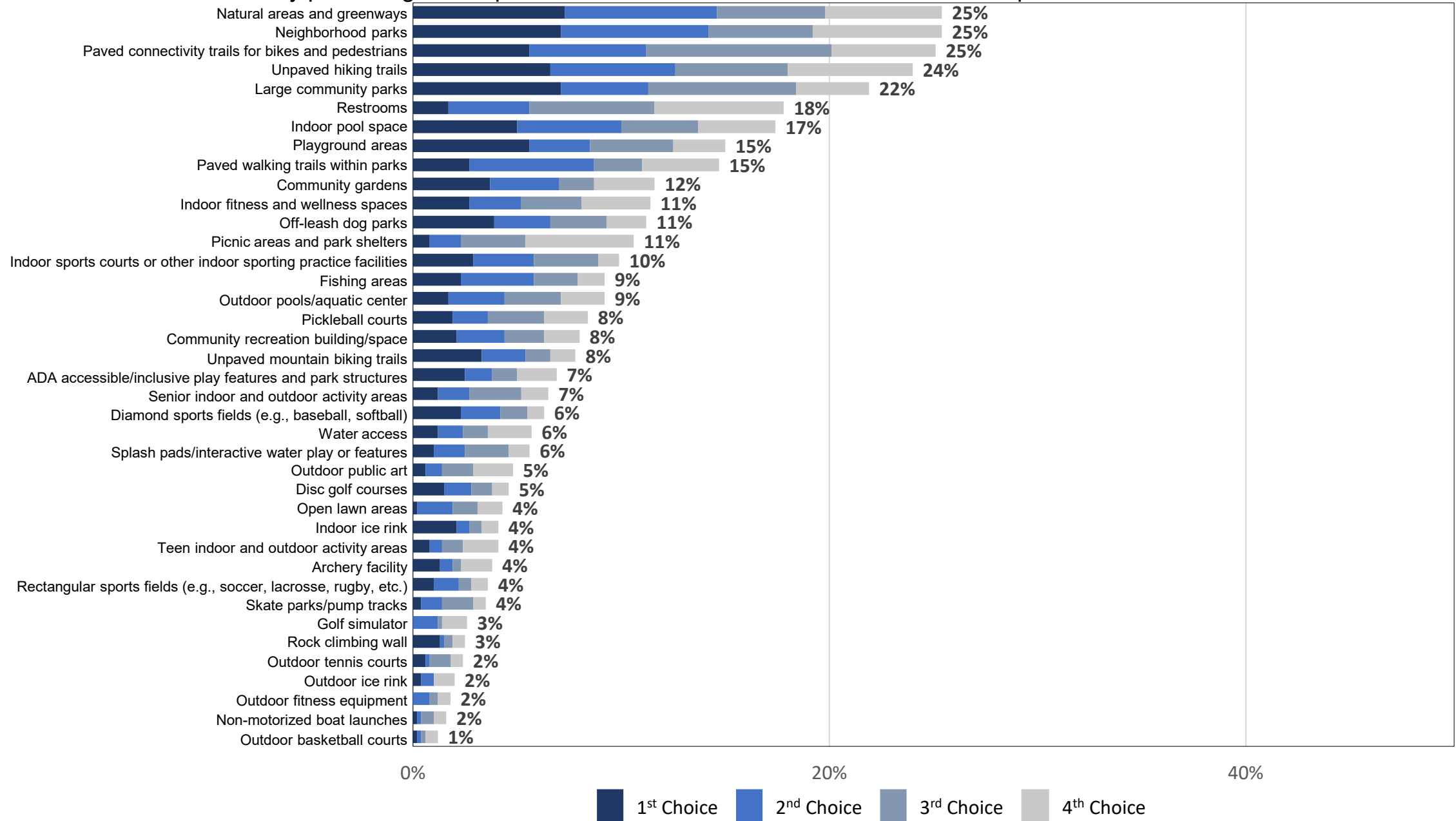


Q8. How Well Your Needs Are Being Met For Each Facility And Amenity

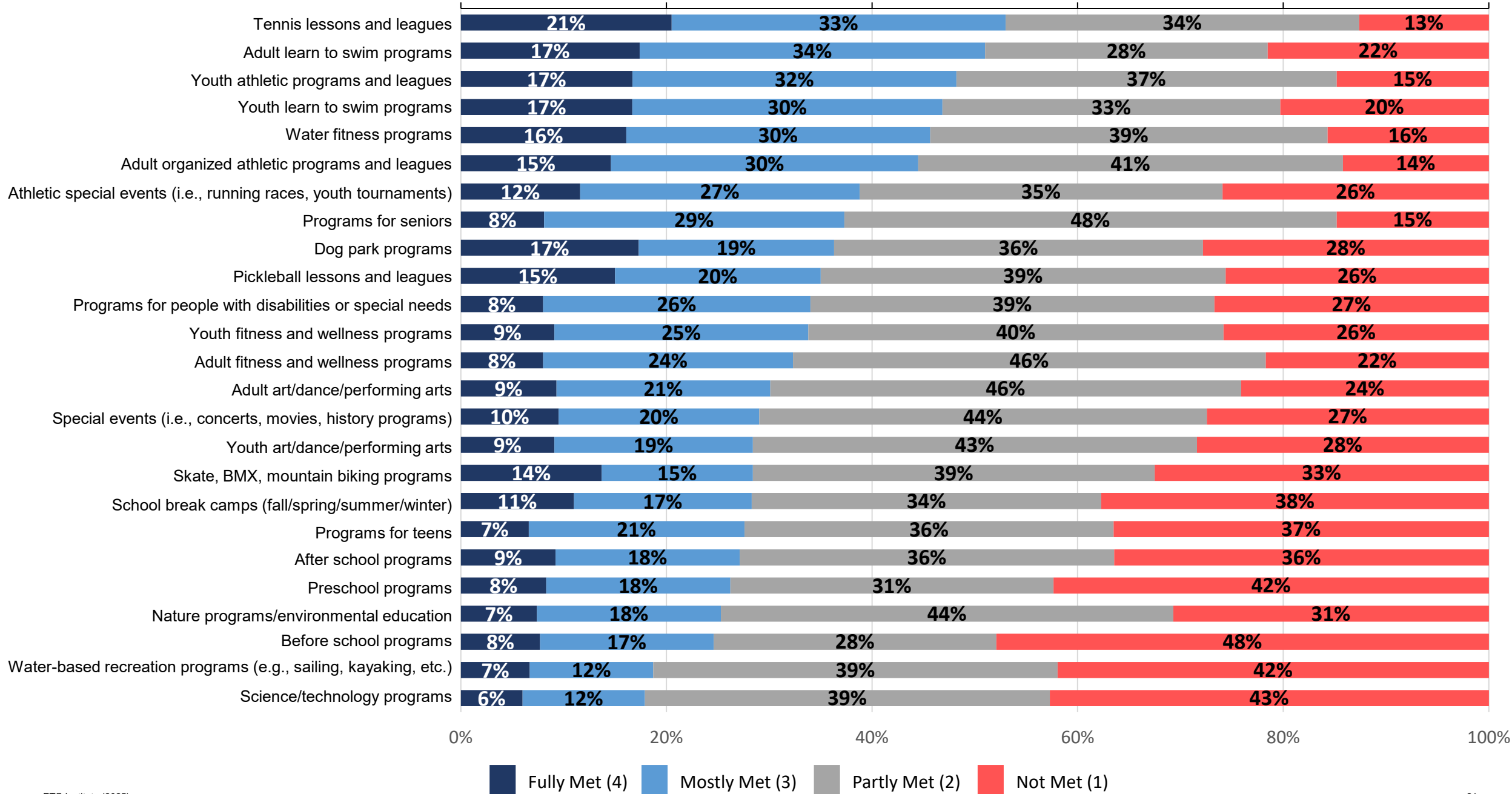


Q9. Which FOUR Facilities/Amenities From The List In Question 8 Are MOST IMPORTANT To Your Household?

by percentage of respondents who selected the item as one of their top four choices

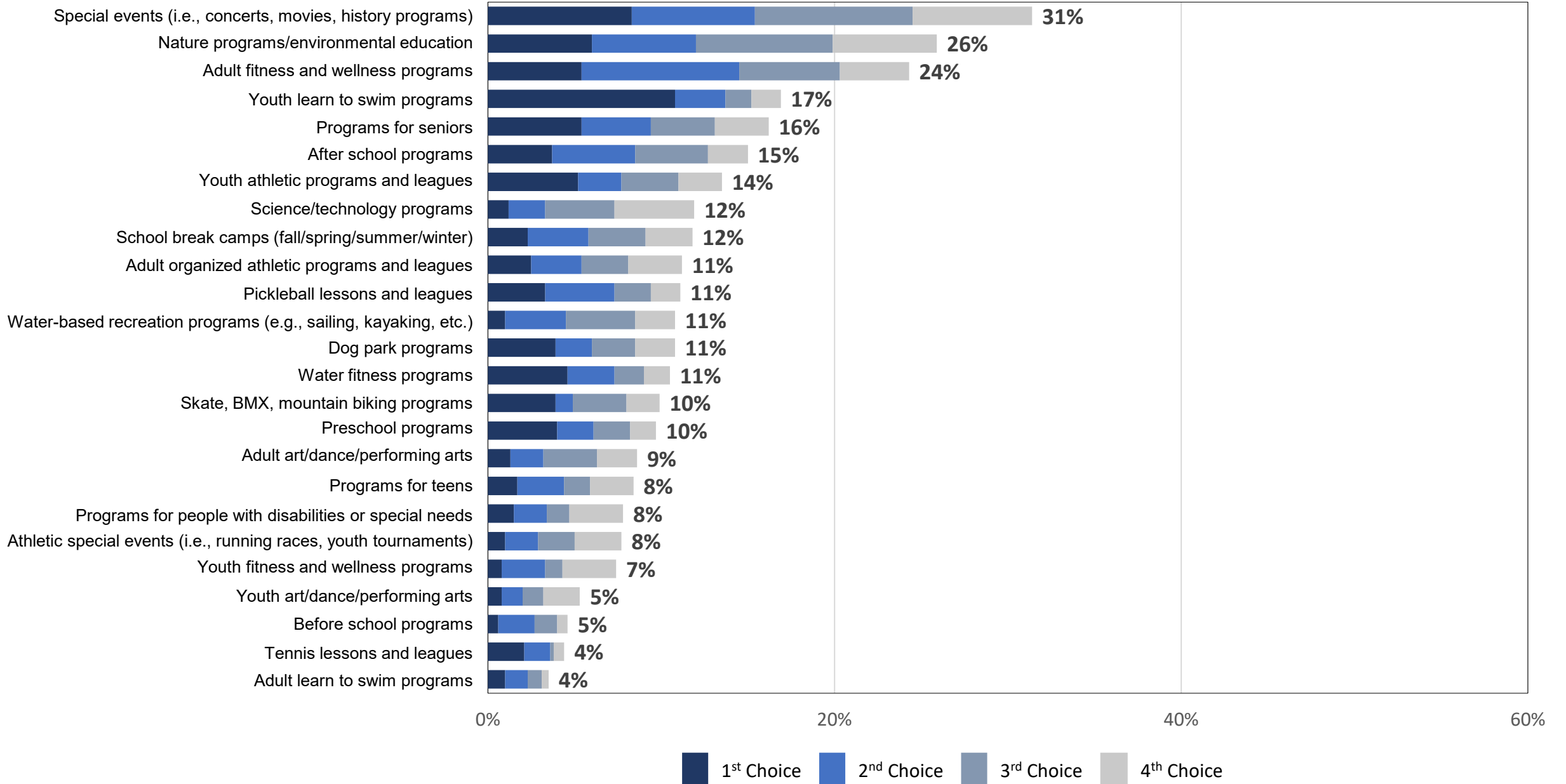


Q10. How Well Your Needs Are Being Met For Each Programs And Activities



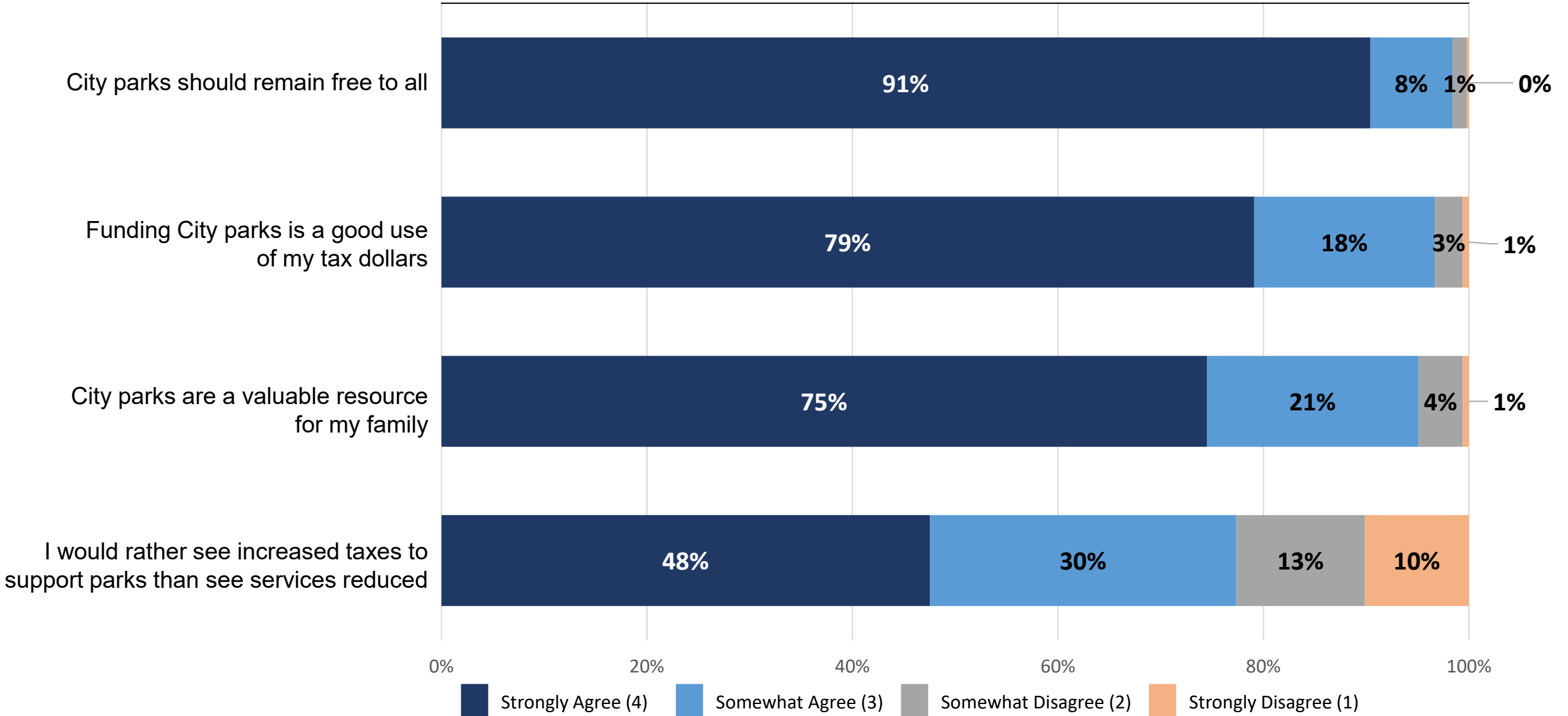
Q11. Which FOUR Programs/Activities From The List In Question 10 Are MOST IMPORTANT To Your Household?

by percentage of respondents who selected the item as one of their top four choices



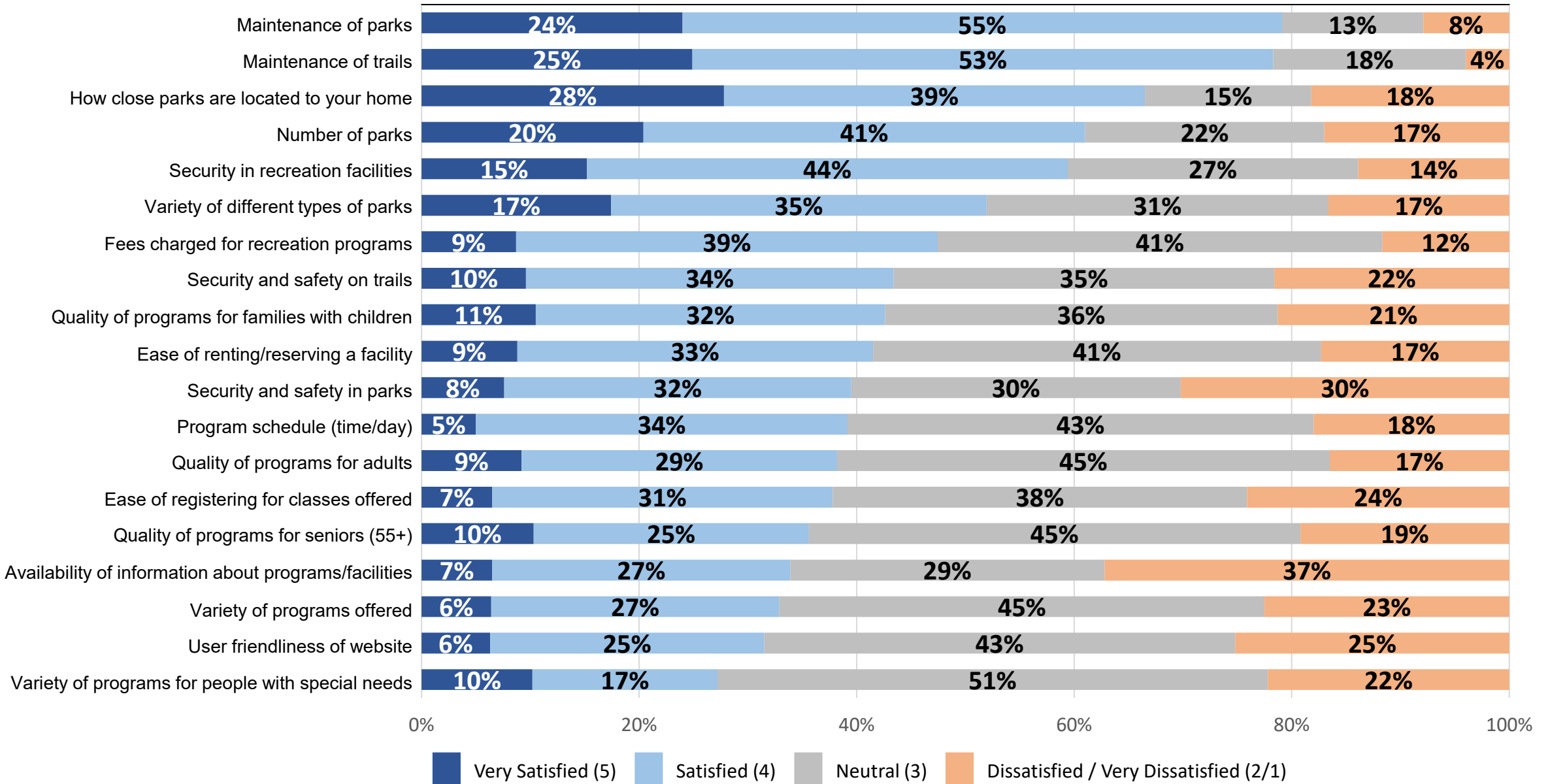
Q12. Please Rate Your Level Of Agreement With Each Of The Following Statements.

by percentage of respondents (excluding not provided)



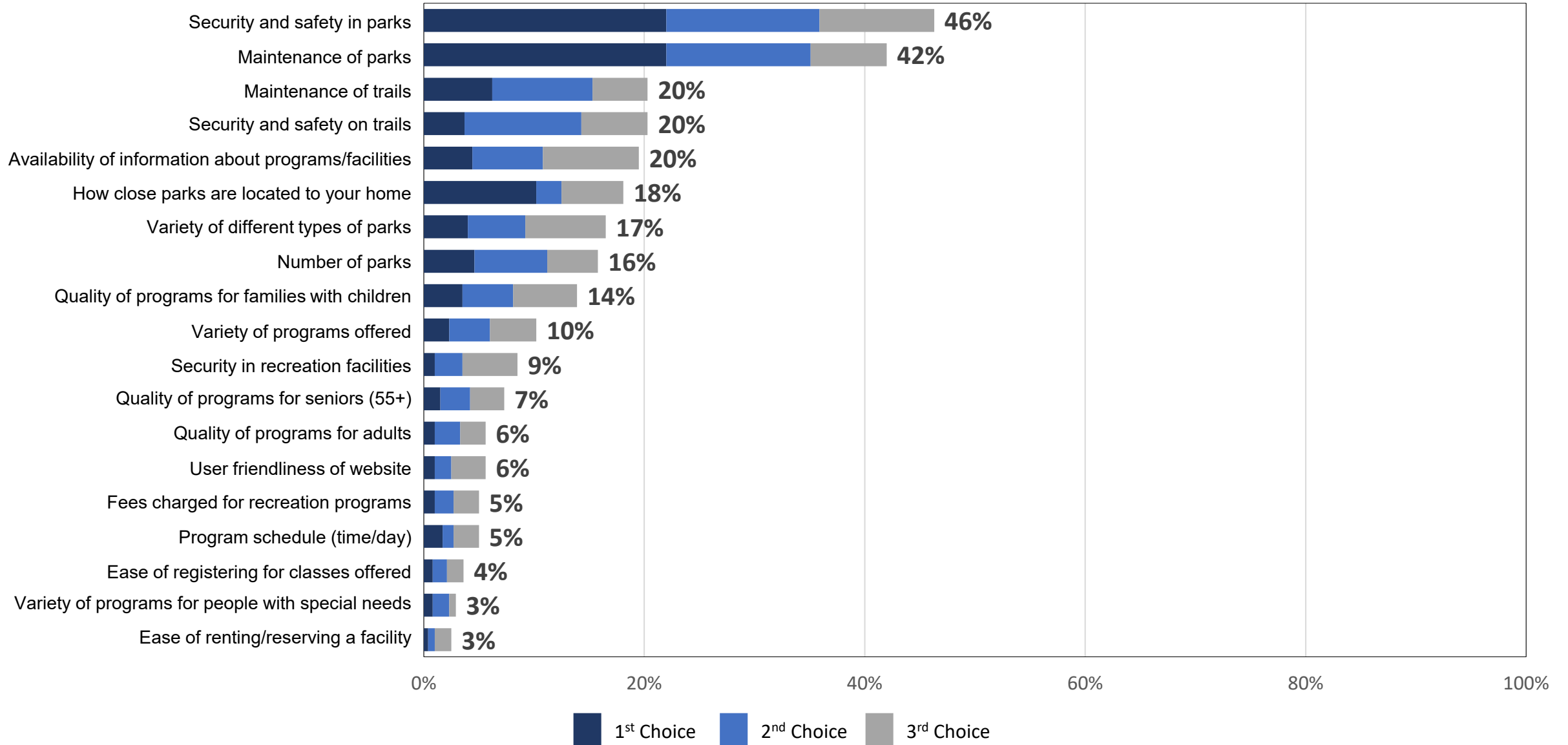
Q13. Please Rate Your Satisfaction With:

by percentage of respondents (excluding don't know)



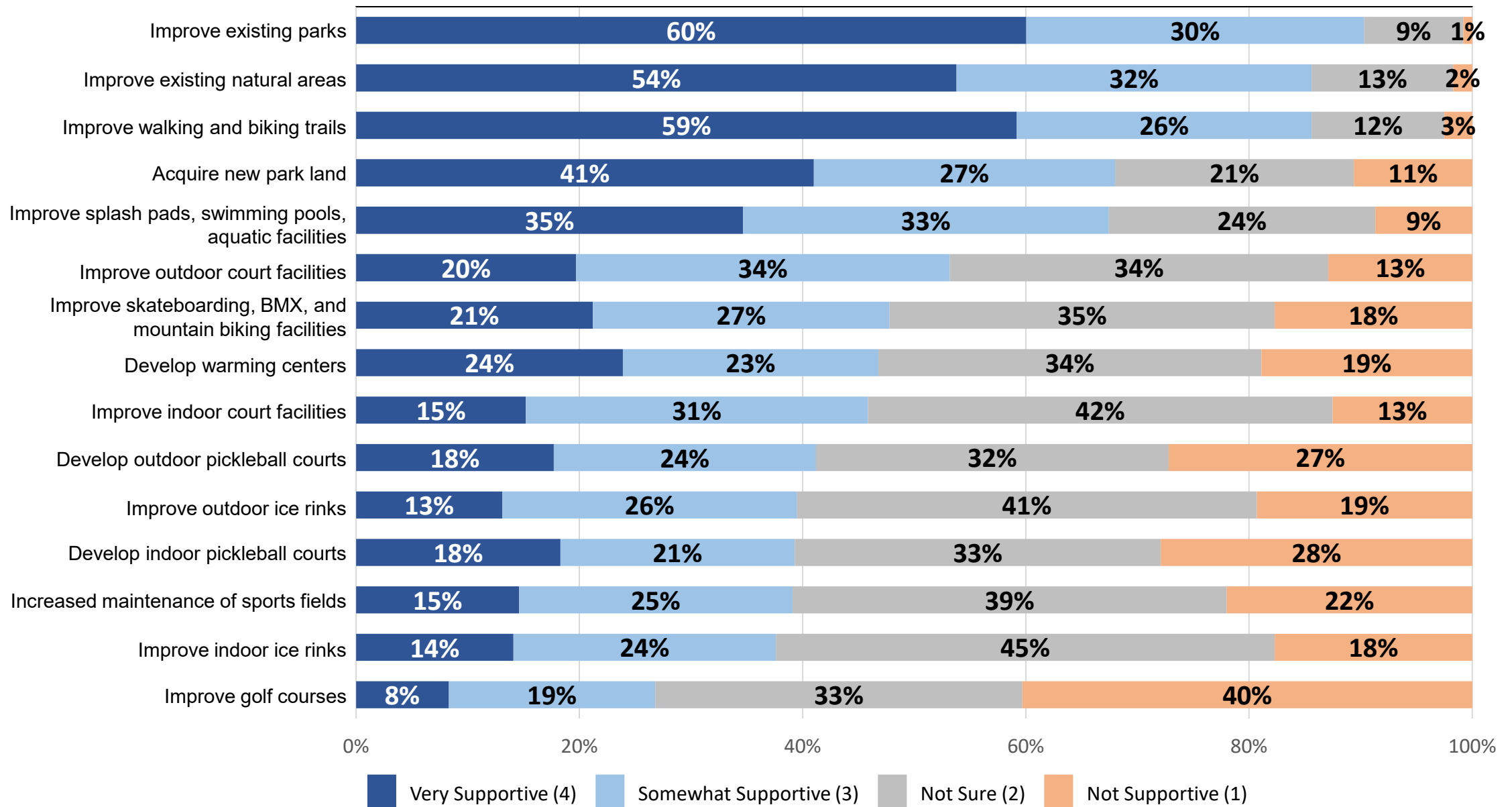
Q14. Which THREE Of The Items From The List In Question 13 Should Receive The MOST EMPHASIS Over The Next Five Years?

by percentage of respondents who selected the item as one of their top three choices



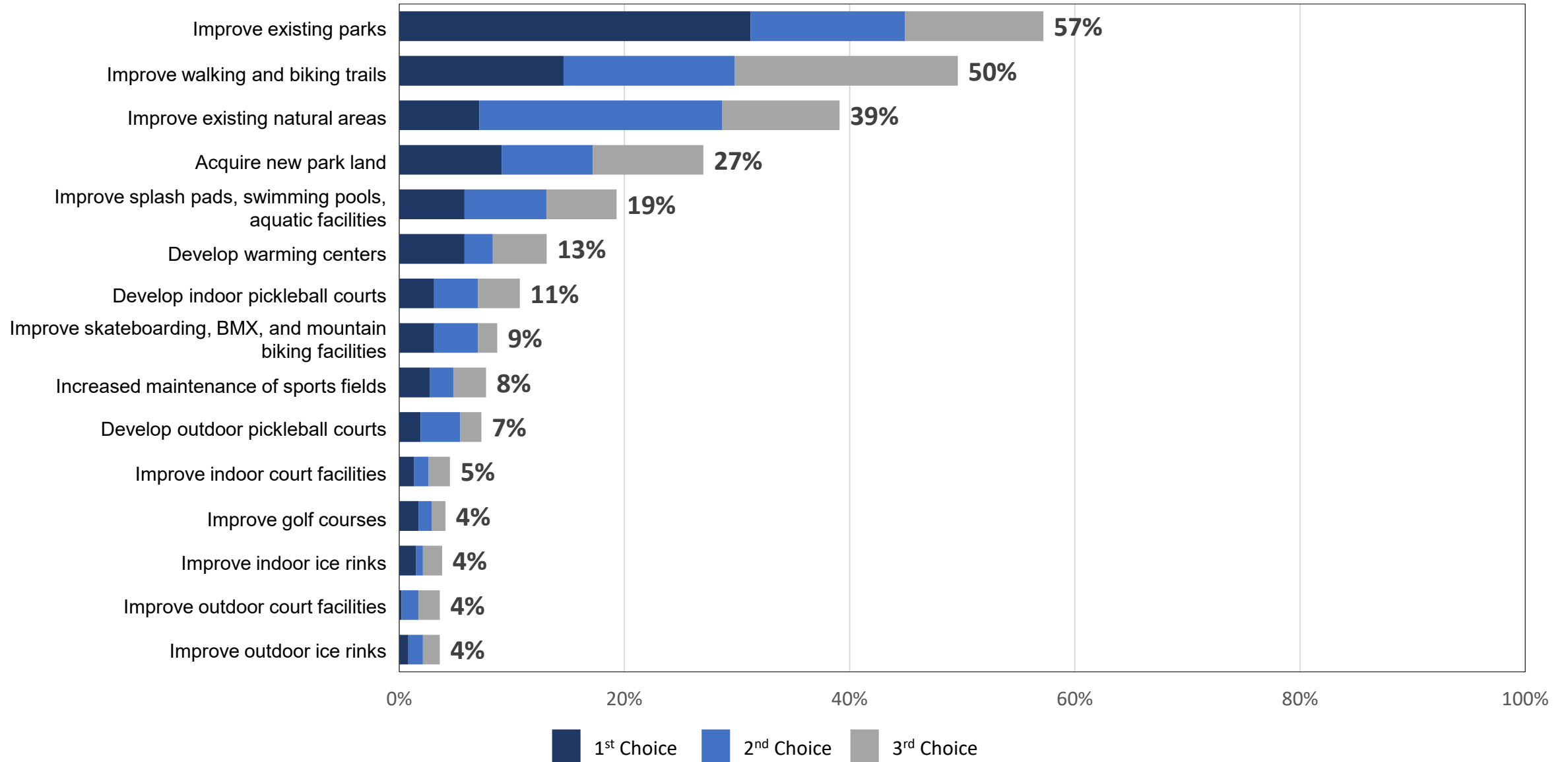
Q15. Please Indicate Your Support For Each Potential Action.

by percentage of respondents (excluding don't know)



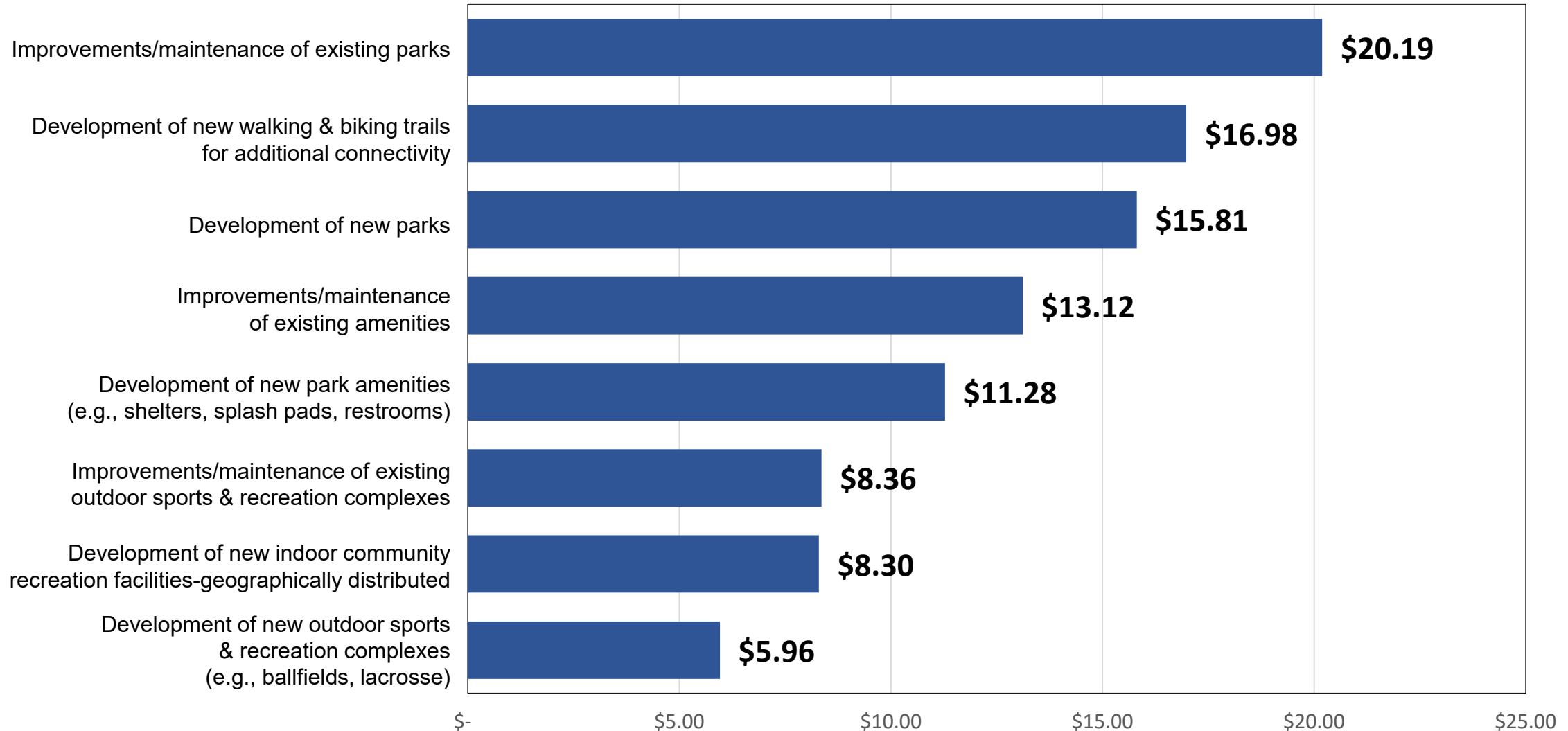
Q16. Which THREE Improvements From The List In Question 15 Would You Be MOST WILLING To Support With Your Tax Dollars?

by percentage of respondents who selected the item as one of their top three choices



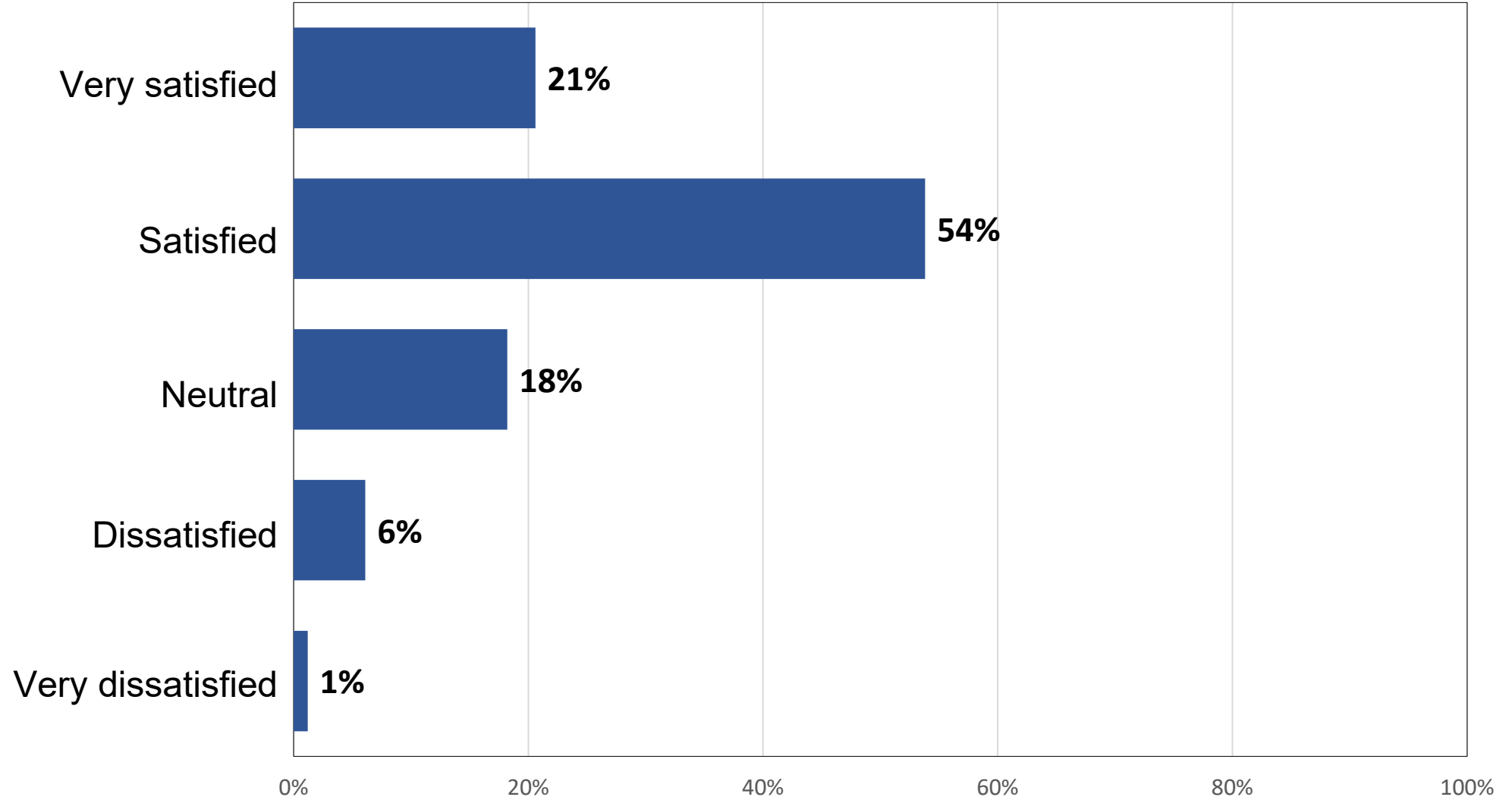
Q17. If You Had A Budget Of \$100 For Services Provided By The Rapid City Parks And Recreation, How Would You Allocate The Funds Among These Categories?

by respondents mean answer



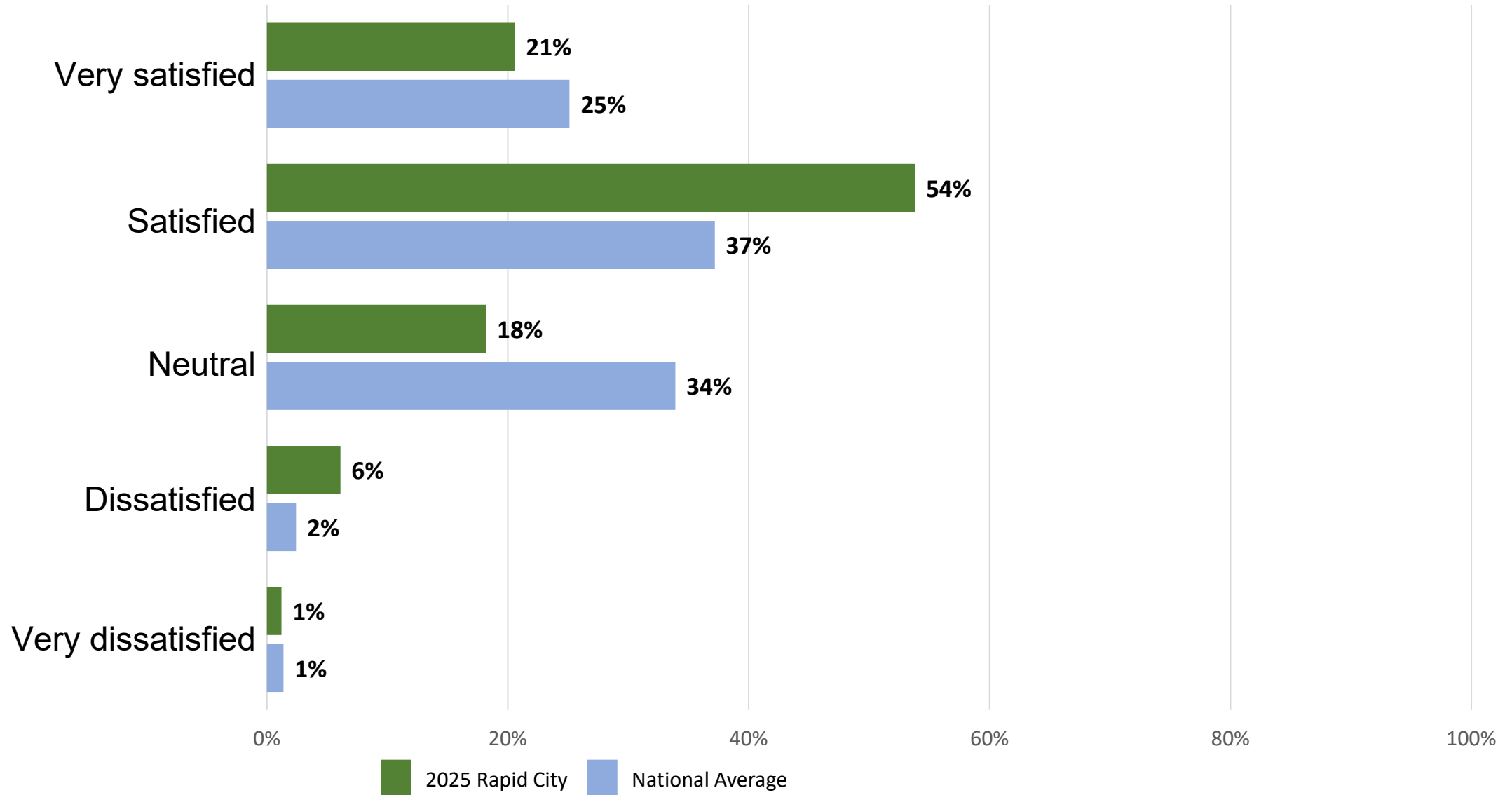
Q18. Please Rate Your Level Of Satisfaction With The Overall Value That Your Household Receives From Parks, Facilities, Programs, And Services.

by percentage of respondents (excluding not provided)



Q18. Please Rate Your Level Of Satisfaction With The Overall Value That Your Household Receives From Parks, Facilities, Programs, And Services.

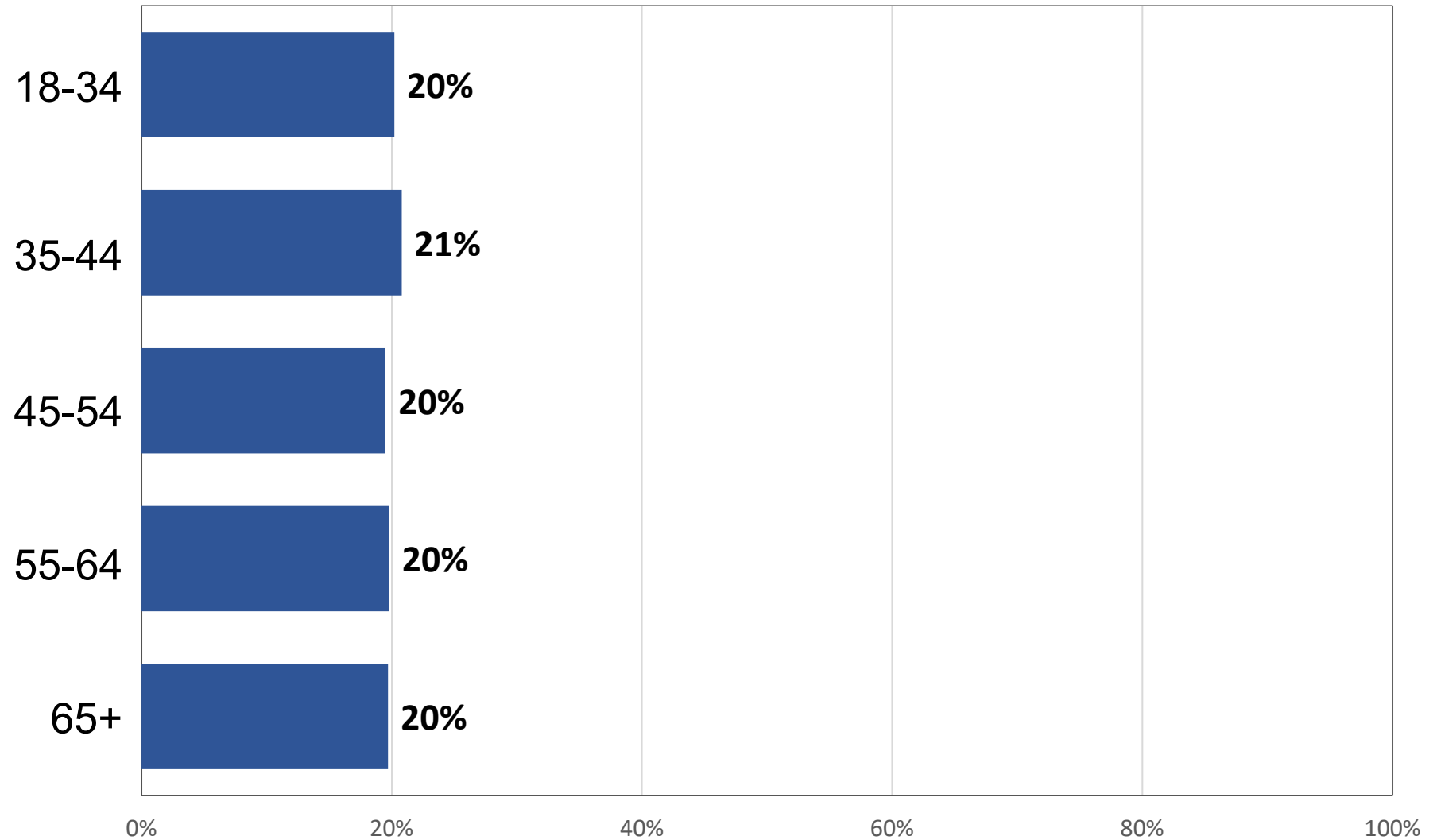
Combination of “excellent” and “good” responses
 Benchmarking: Rapid City 2025 vs National Average



Demographics

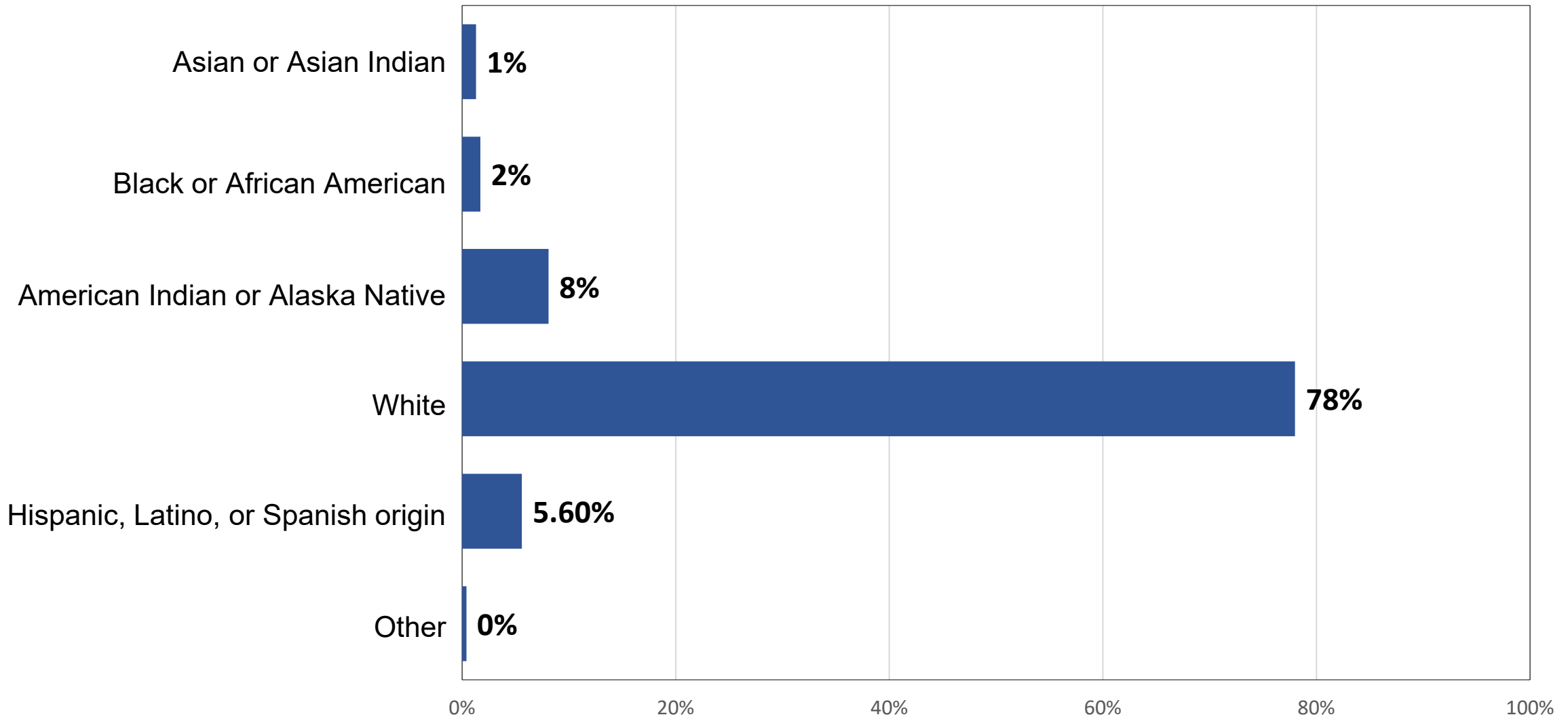
Q19. What Is Your Age?

by percentage of respondents



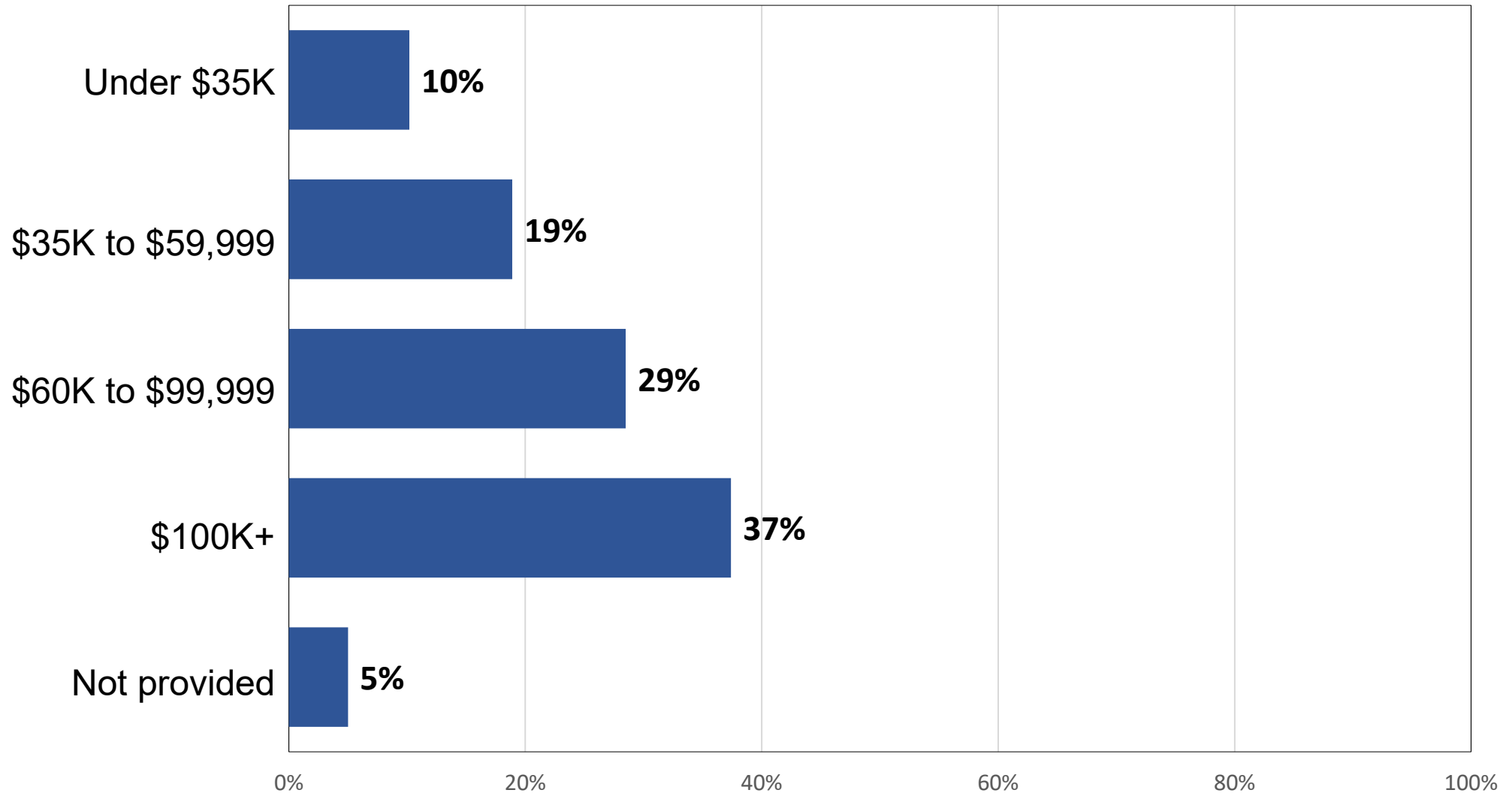
Q20. Which Of The Following Best Describes Your Race/Ethnicity?

by percentage of respondents



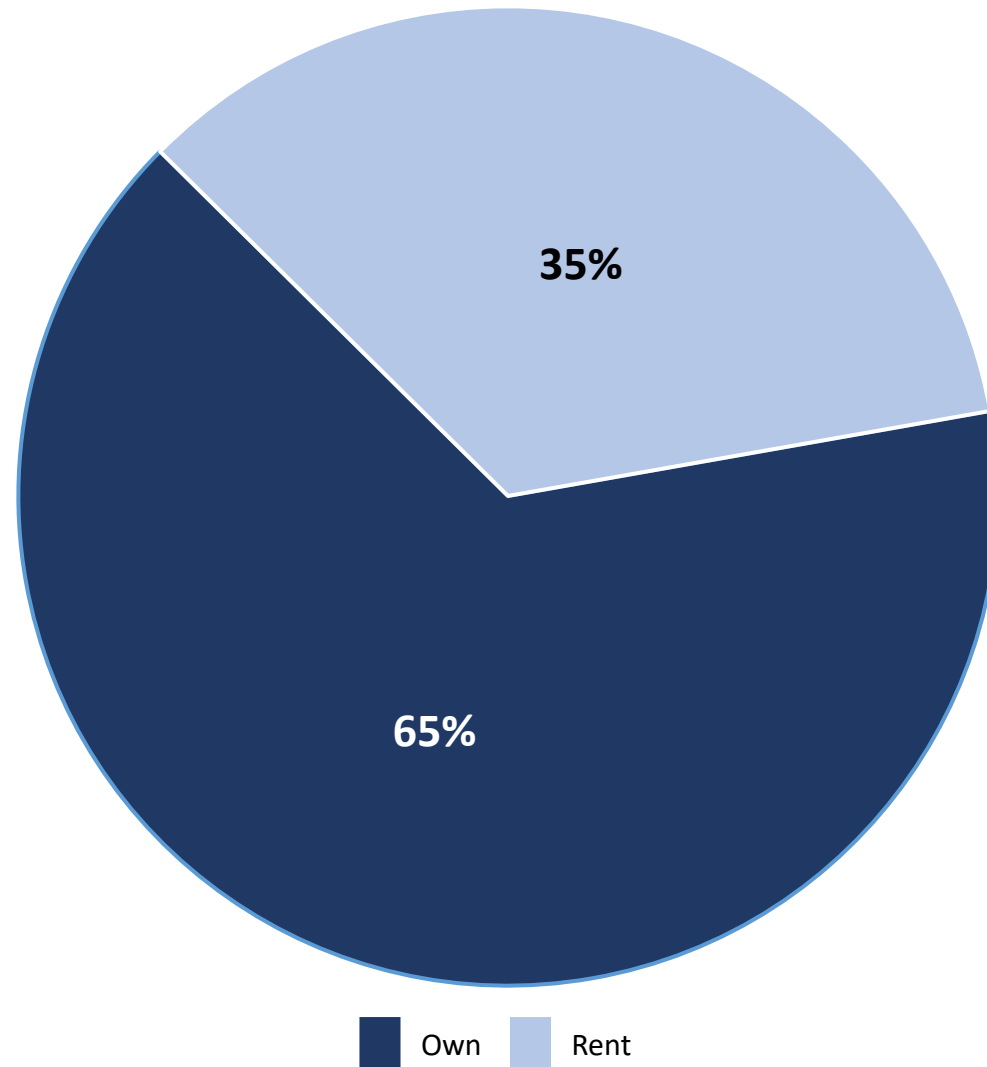
Q21. Which Of The Following Best Describes Your Total Annual Household Income?

by percentage of respondents



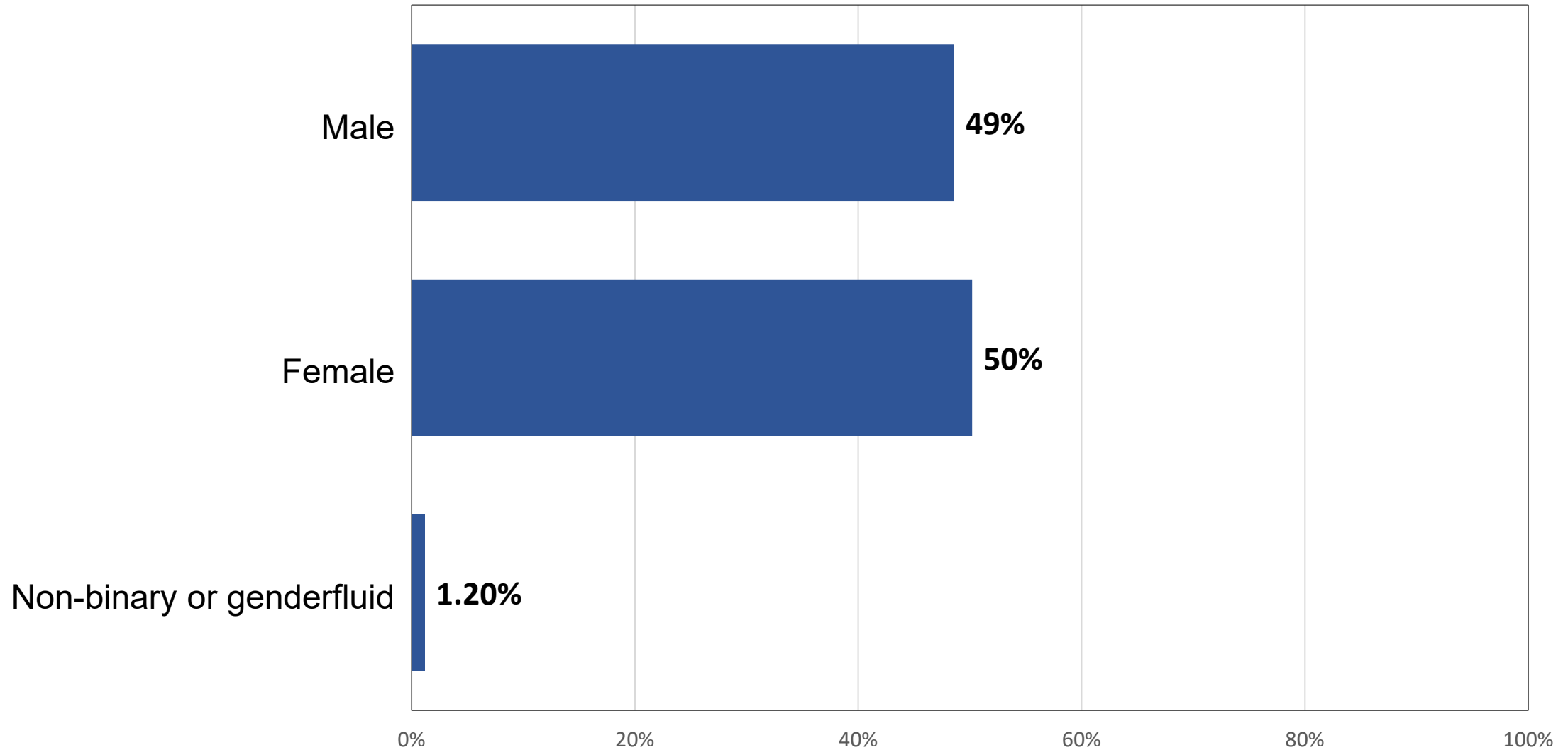
Q22. Do You Own Or Rent Your Current Residence?

by percentage of respondents (excluding not provided)



Q23. Your Gender:

by percentage of respondents (excluding not provided)





Priority Investment Rating

Priority Investment Rating Analysis



Priority Investment Rating (PIR) Overview

The **Priority Investment Rating (PIR)** was developed by ETC Institute to provide governments with an objective tool for evaluating the priority that should be placed on parks and recreation investments. The Priority Investment Rating was developed by ETC Institute to identify the facilities and programs residents think should receive the highest priority for investment. The priority investment rating reflects the importance residents place on items (sum of top 4 choices) and the unmet needs (needs that are only being partly or not met) for each facility/program relative to the facility/program that rated the highest overall. Since decisions related to future investments should consider both the level of unmet need and the importance of facilities and programs, the PIR weights each of these components equally.

The PIR reflects the sum of the Unmet Needs Rating and the Importance Rating as shown in the equation below:

$$\text{PIR} = \text{UNR} + \text{IR}$$

For example, suppose the Unmet Needs Rating for playgrounds is 26.5 (out of 100) and the Importance Rating for playgrounds is 52 (out of 100), the Priority Investment Rating for playgrounds would be 78.5 (out of 200).

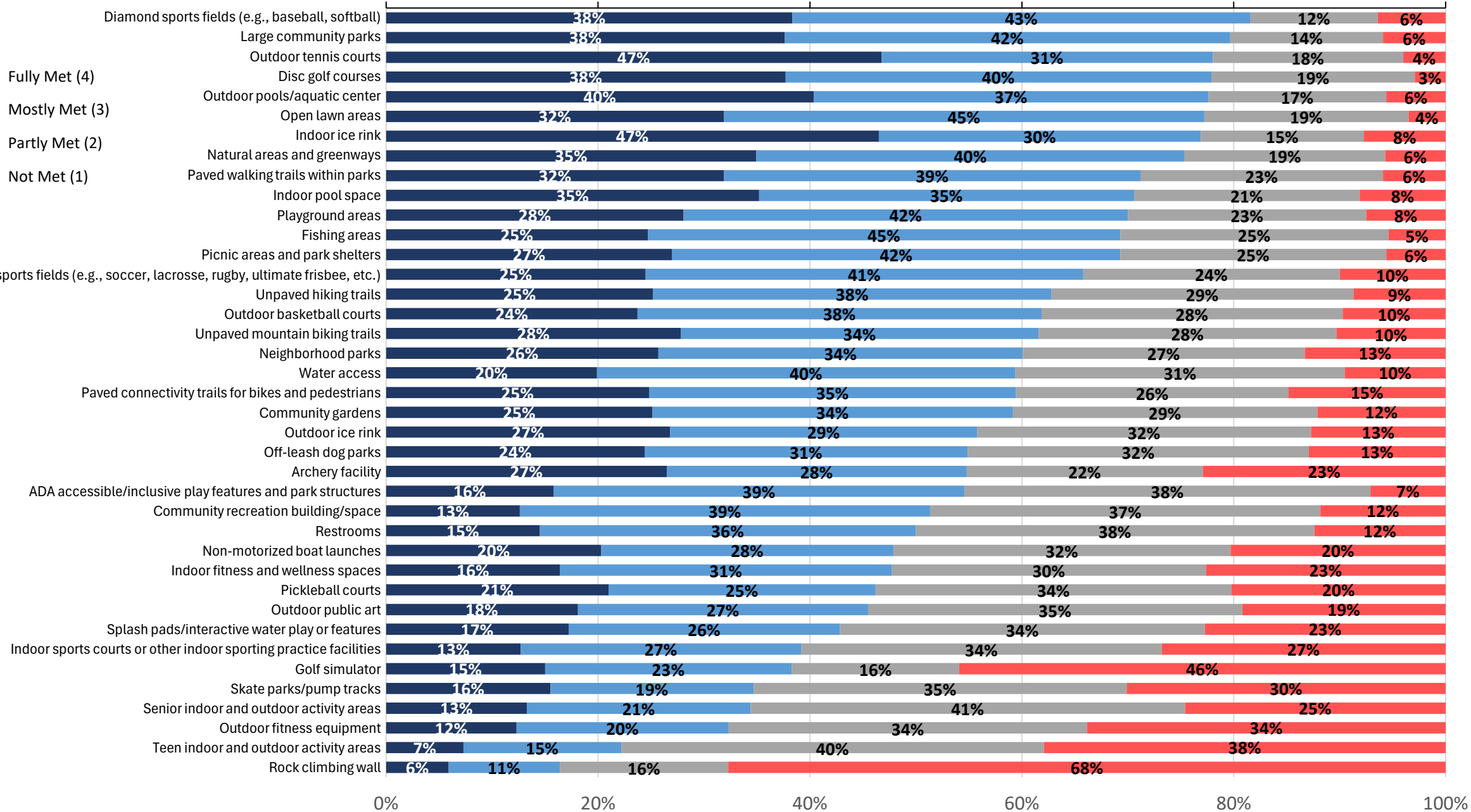
How to Analyze the Charts:

- **High Priority Areas** are those with a PIR of at least 100. A rating of 100 or above generally indicates there is a relatively high level of unmet need and residents generally think it is important to fund improvements in these areas. Improvements in this area are likely to have a positive impact on the greatest number of households.
- **Medium Priority Areas** are those with a PIR of 50-99. A rating in this range generally indicates there is a medium to high level of unmet need or a significant percentage of residents generally think it is important to fund improvements in these areas.
- **Low Priority Areas** are those with a PIR below 50. A rating in this range generally indicates there is a relatively low level of unmet need and residents do not think it is important to fund improvements in these areas. Improvements may be warranted if the needs of very specialized populations are being targeted.

The following pages show the Unmet Needs Rating, Importance Rating, and Priority Investment Rating for facilities and amenities and programs and activities.

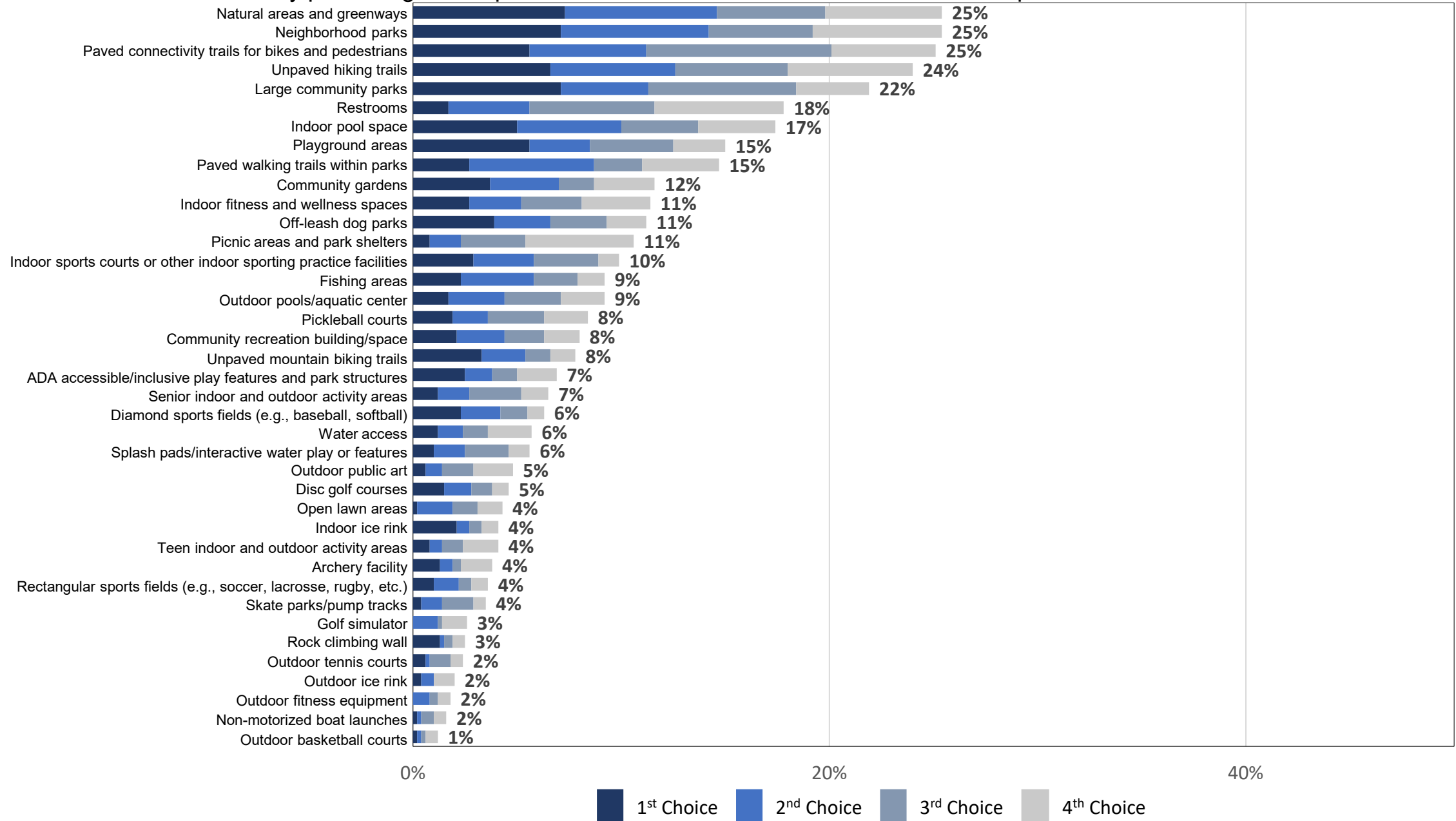
Facilities and Amenities

Q8. How Well Your Needs Are Being Met For Each Facility And Amenity



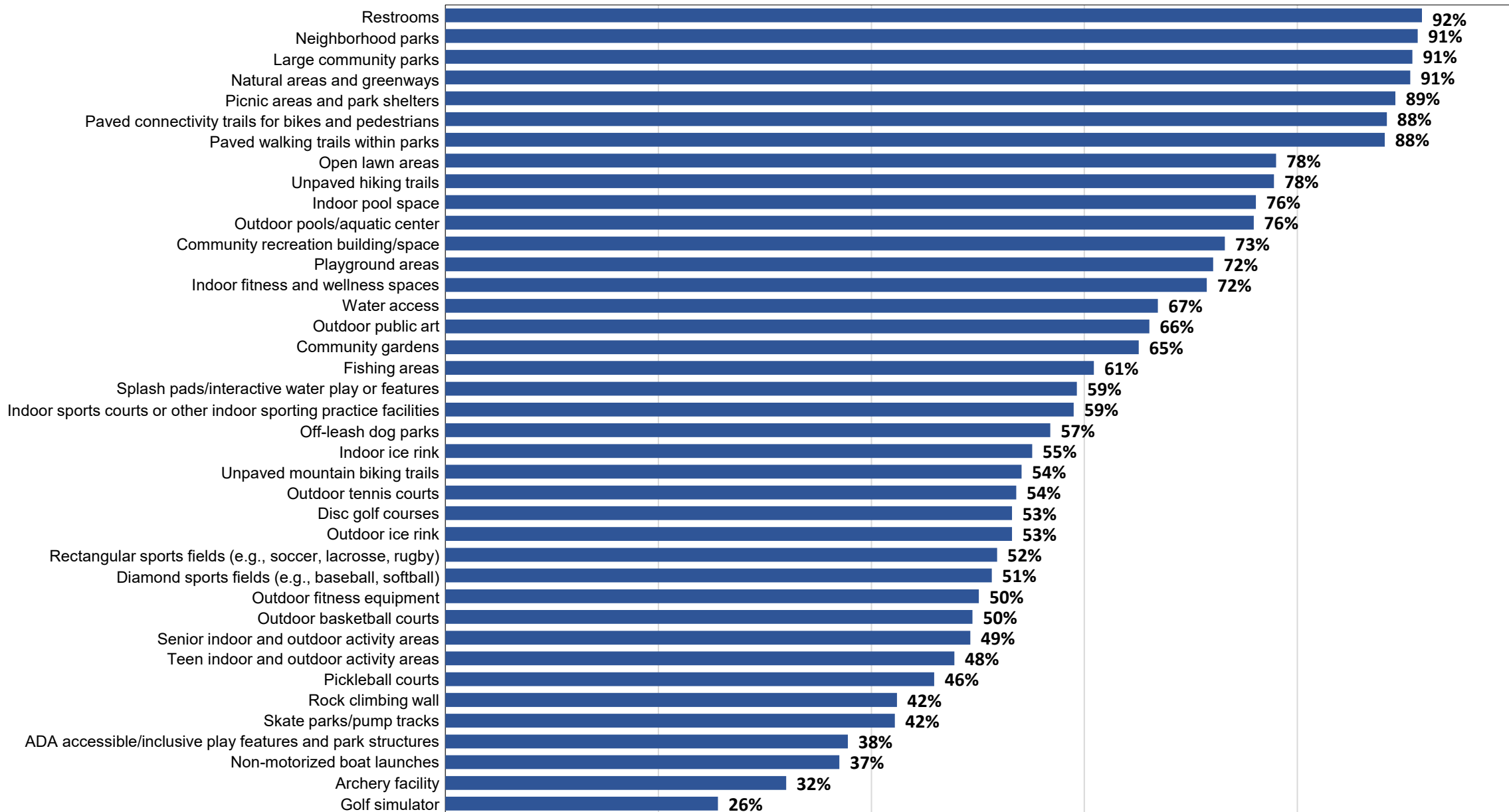
Q9. Which FOUR Facilities/Amenities From The List In Question 8 Are MOST IMPORTANT To Your Household?

by percentage of respondents who selected the item as one of their top four choices



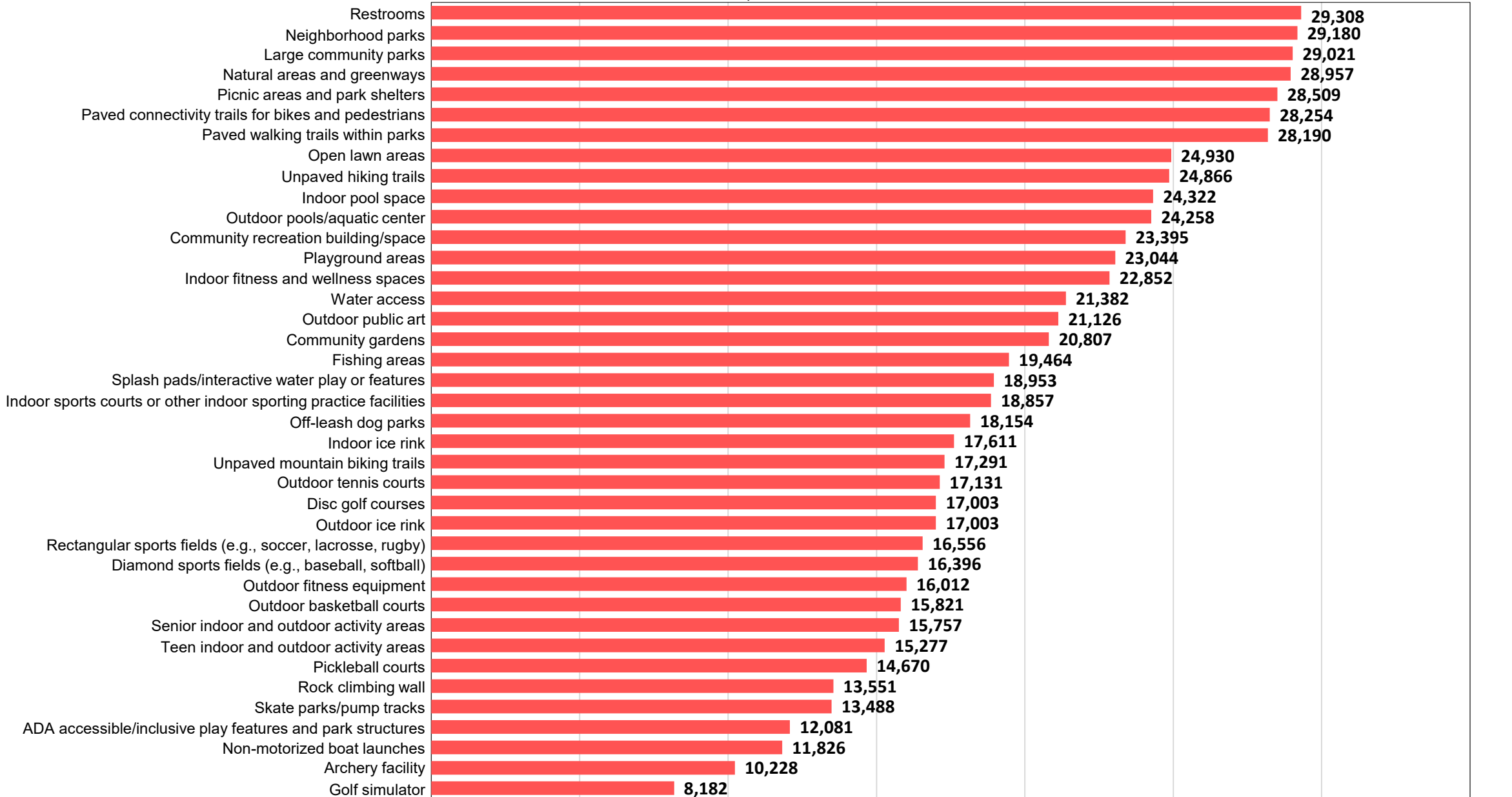
Need For Facilities And Amenities In Rapid City

by percentage of respondents who indicated a need

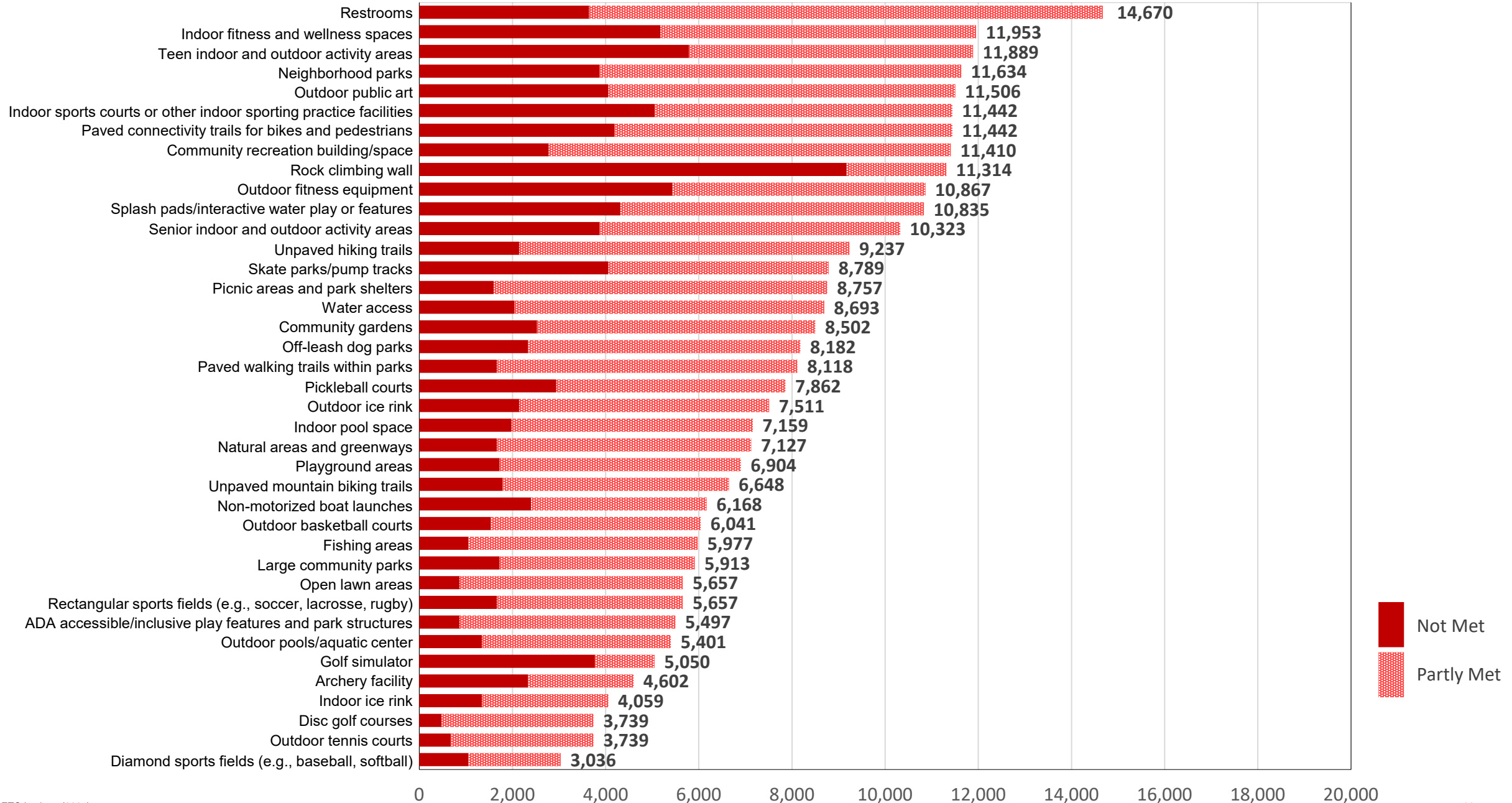


Estimated Number Of Households That Have Needs For Facilities And Amenities In Rapid City

Based on 31,961 Households



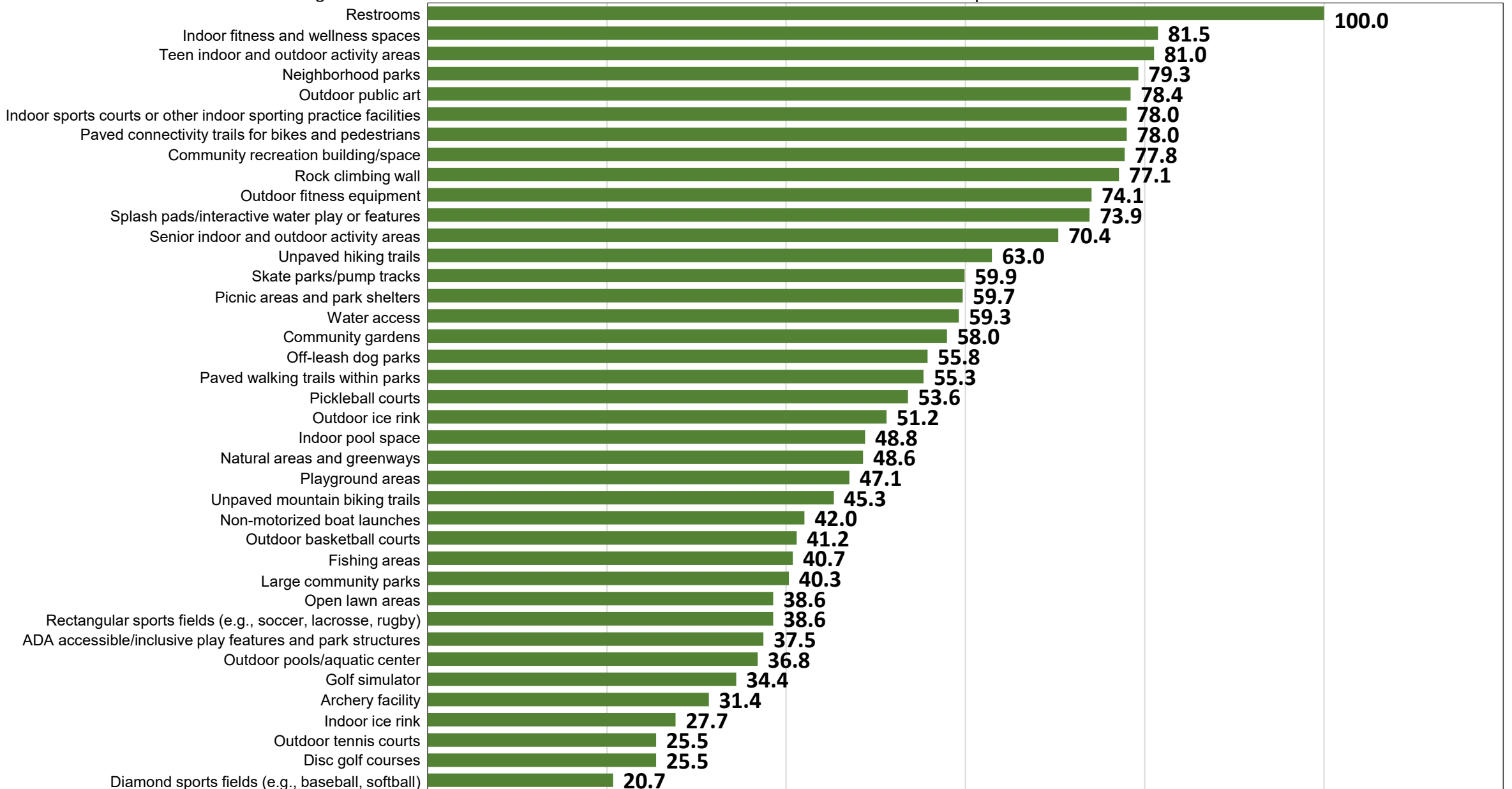
Estimated Number Of Households That's Needs For Facilities And Amenities Is Partly Met Or Not Met Based on 31,961 Households



Unmet Needs Rating For Facilities And Amenities In Rapid City

The rating for the item with the most unmet need=100

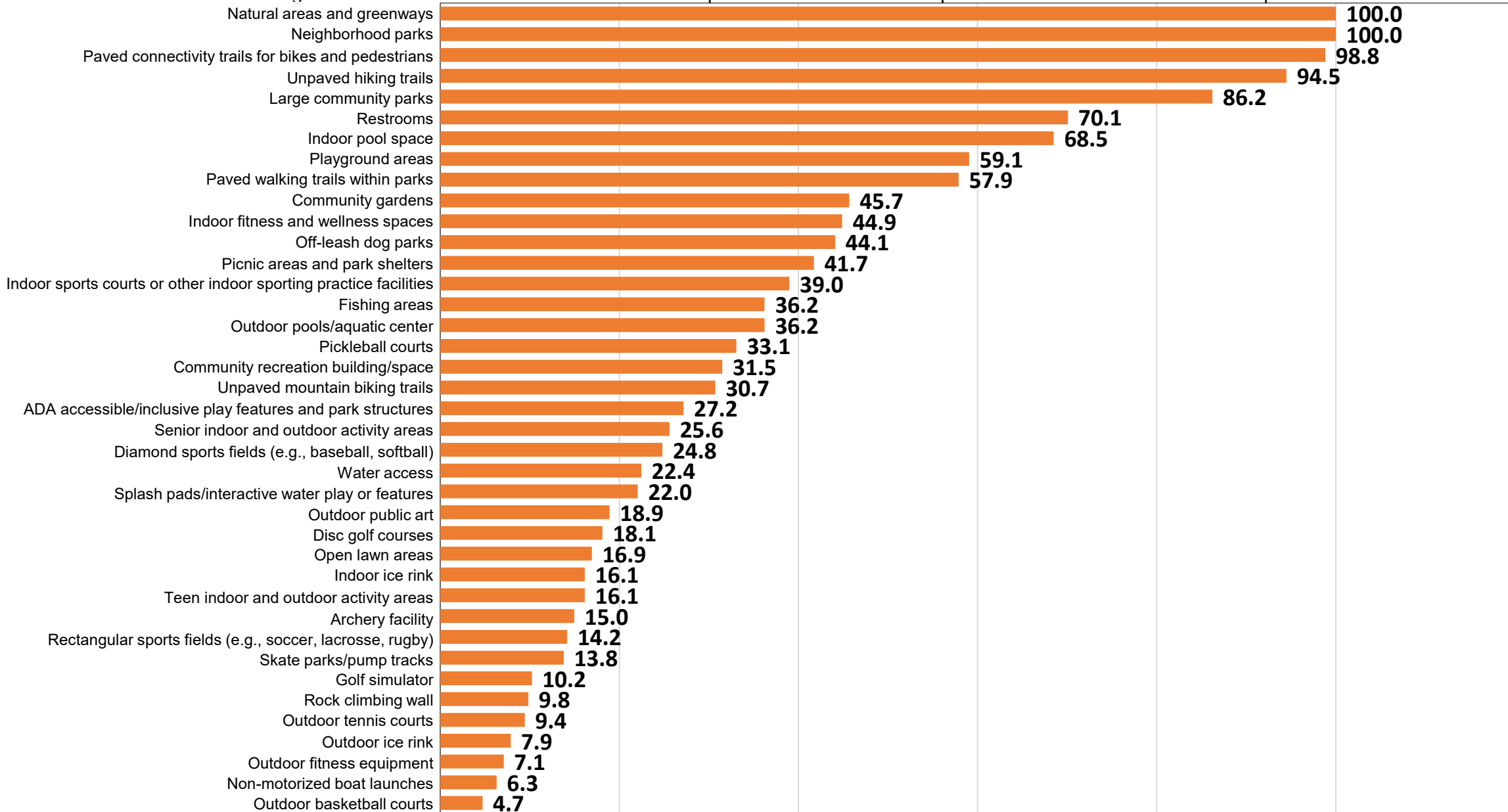
The rating of all other items reflects the relative amount of unmet need for each item compared to the item with the most unmet need



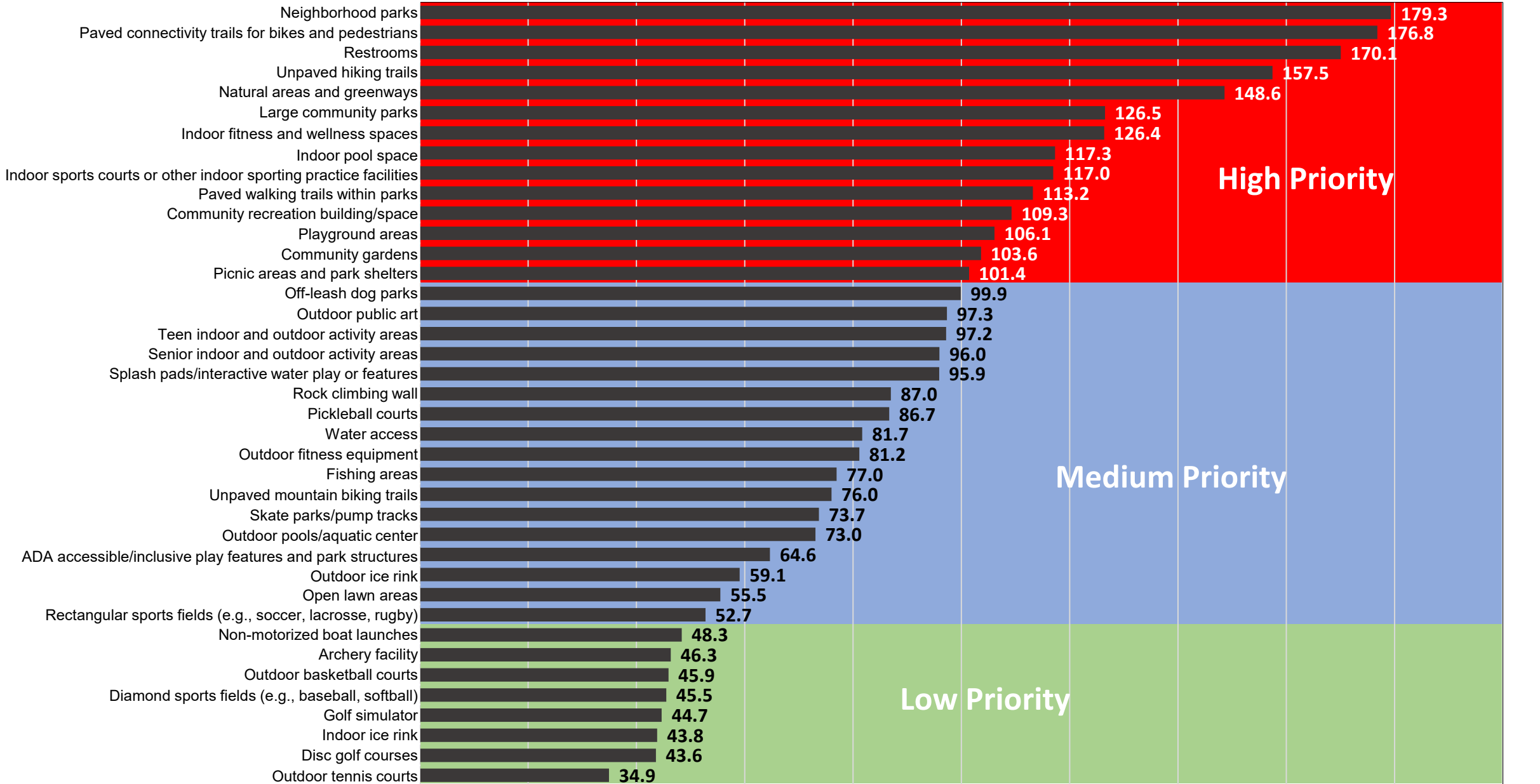
Importance Rating for Facilities and Amenities In Rapid City

The rating for the item rated as the most important=100

The rating of all other items reflects the relative level of importance for each item compared to the item rated as the most important

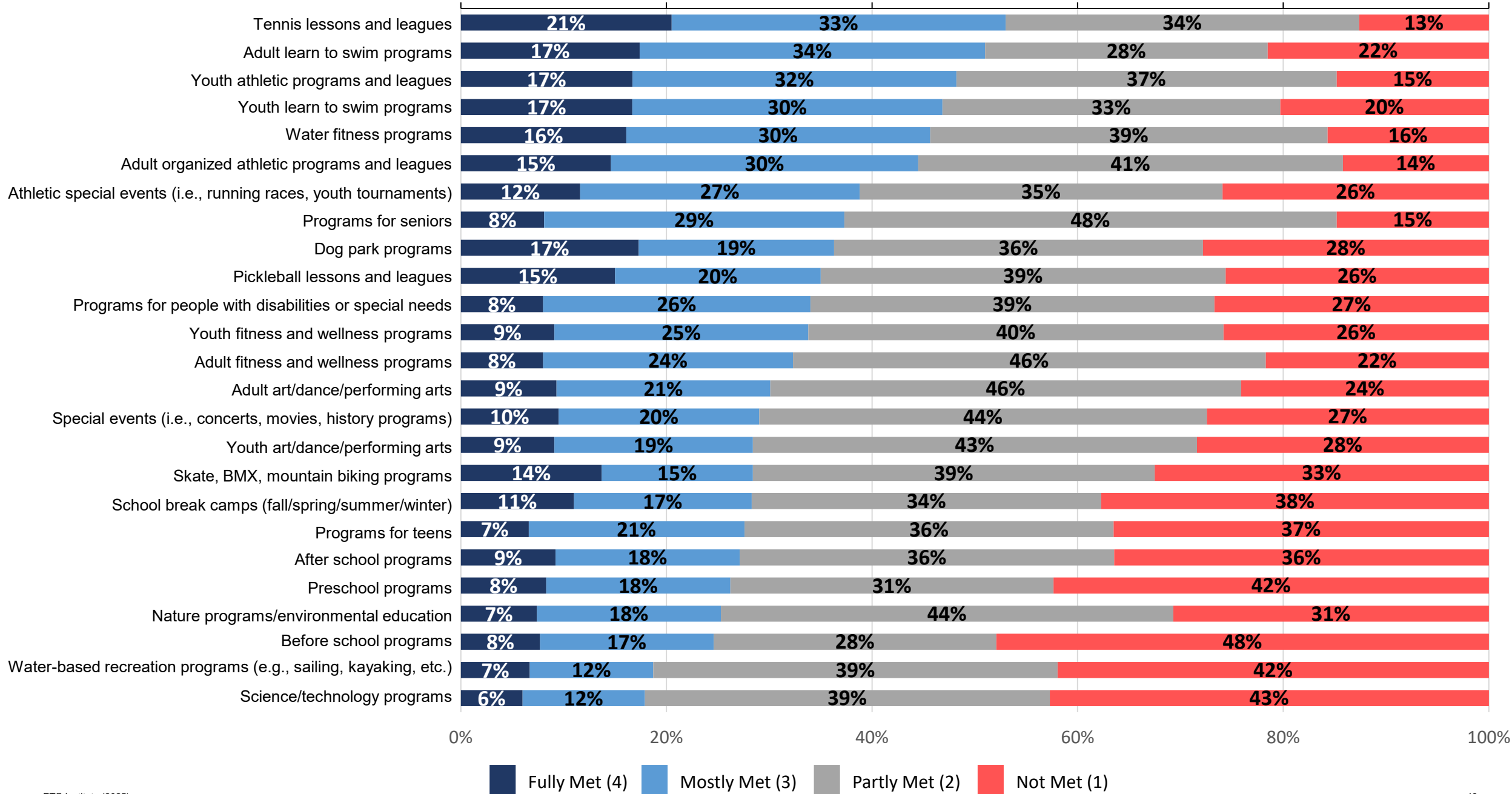


Top Priorities for Investment for Facilities And Amenities Based on The Priority Investment Rating



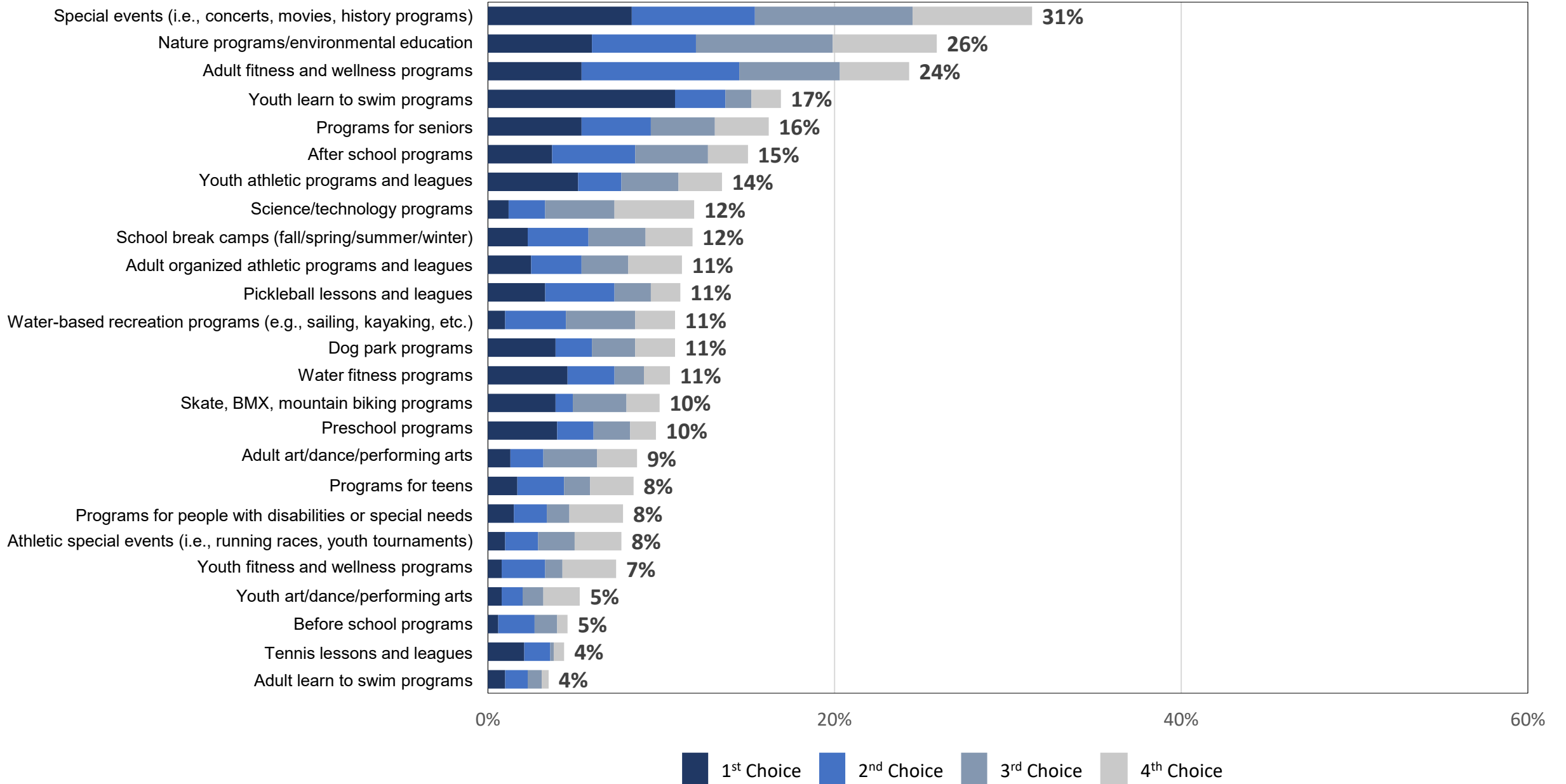
Programs and Activities

Q10. How Well Your Needs Are Being Met For Each Programs And Activities



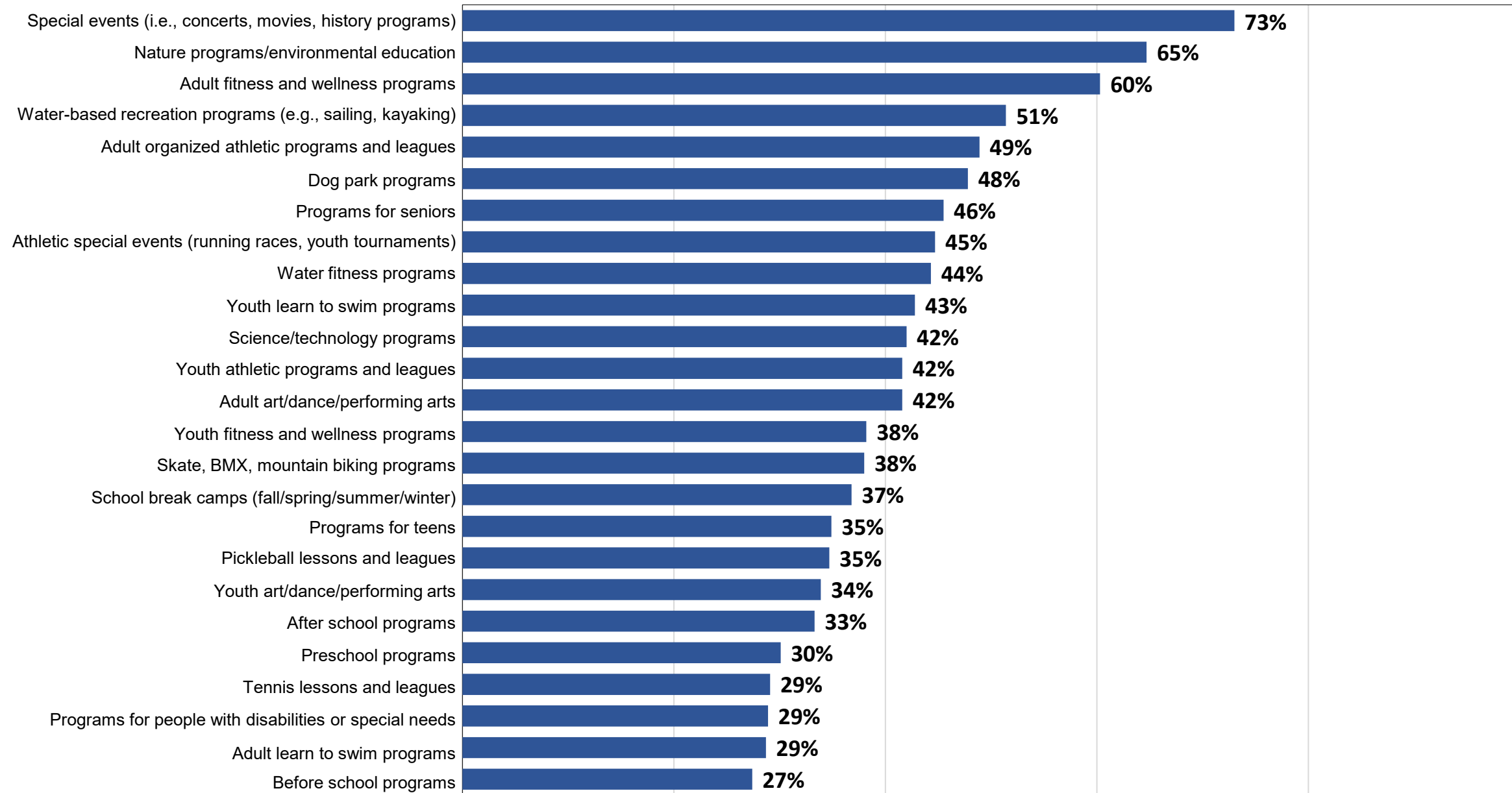
Q11. Which FOUR Programs/Activities From The List In Question 10 Are MOST IMPORTANT To Your Household?

by percentage of respondents who selected the item as one of their top four choices



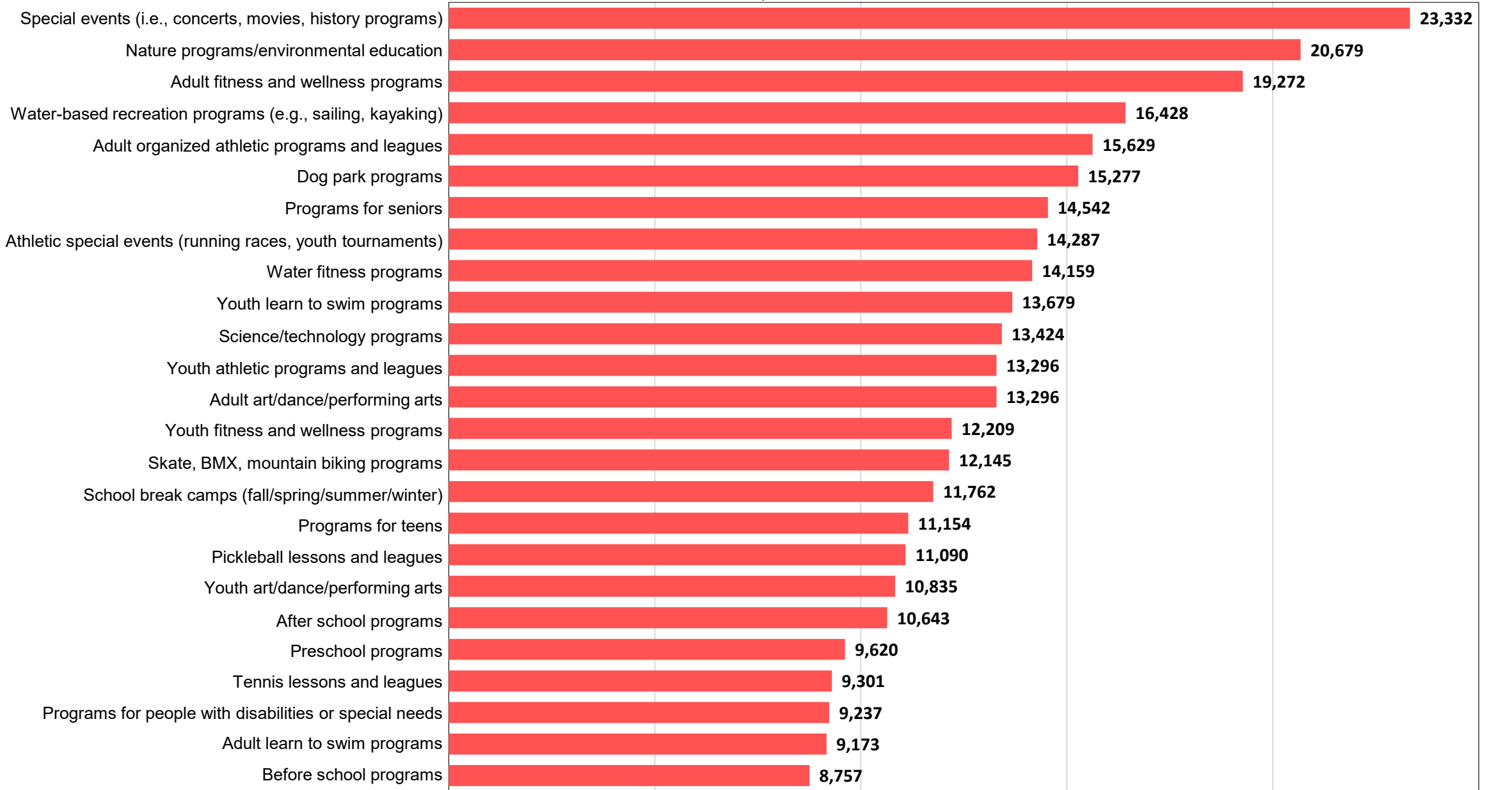
Need For Programs And Activities In Rapid City

by percentage of respondents who indicated a need

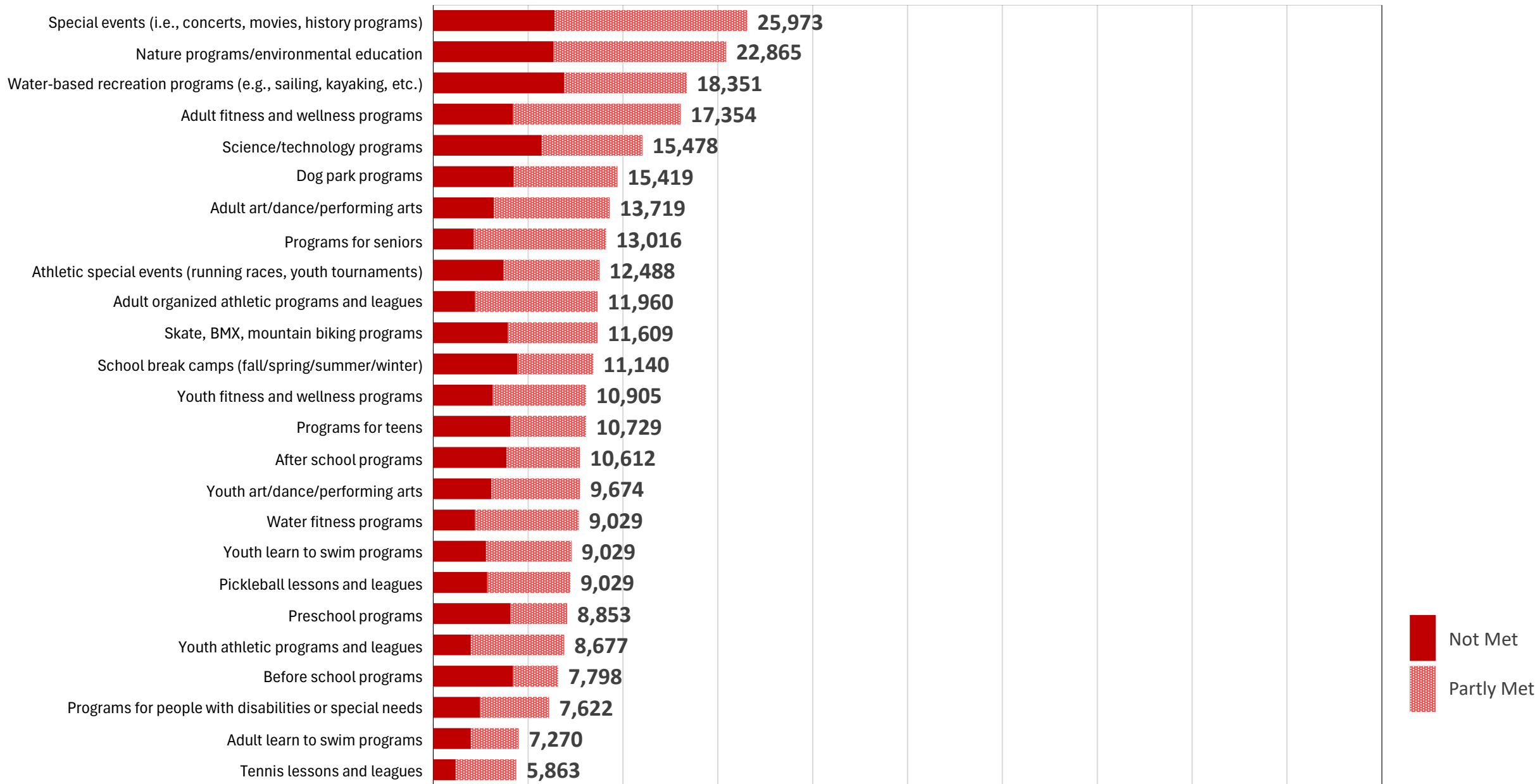


Estimated Number Of Households That Have Needs For Programs And Activities In Rapid City

Based on 31,961 Households



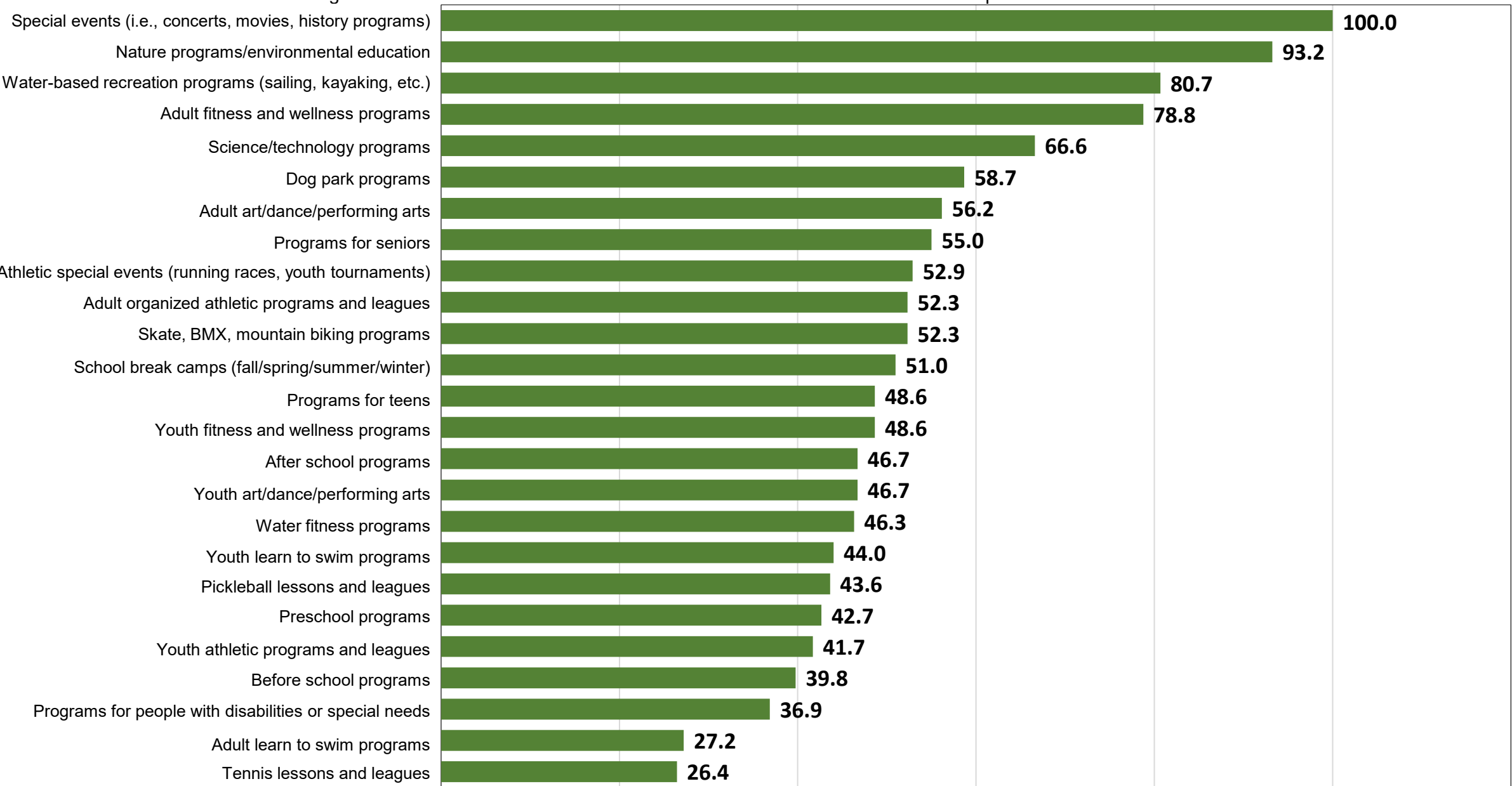
Estimated Number Of Households That's Needs For Programs And Activities Is Partly Met Or Not Met Based on 31,961 Households



Unmet Needs Rating For Programs And Activities In Rapid City

The rating for the item with the most unmet need=100

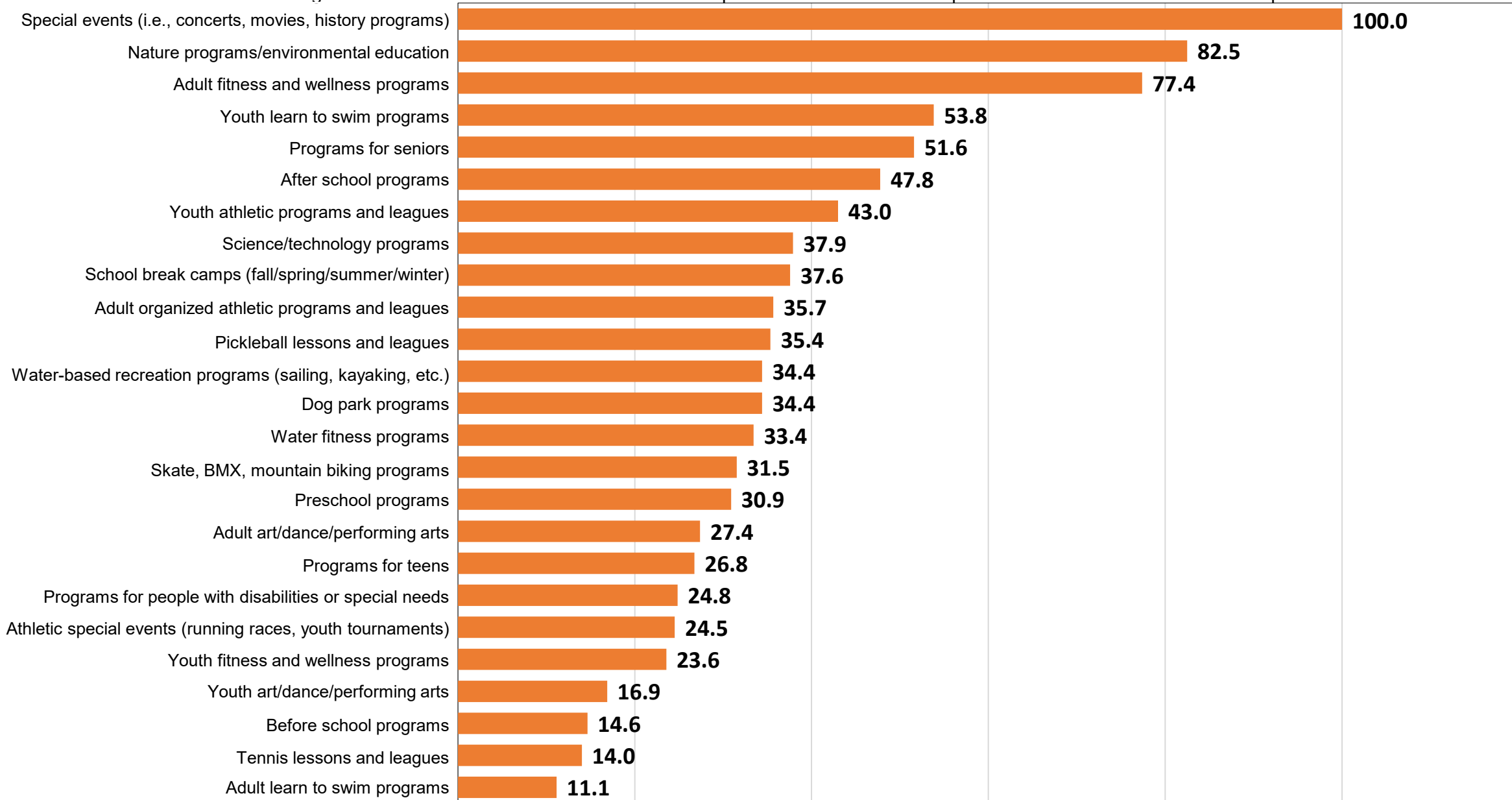
The rating of all other items reflects the relative amount of unmet need for each item compared to the item with the most unmet need



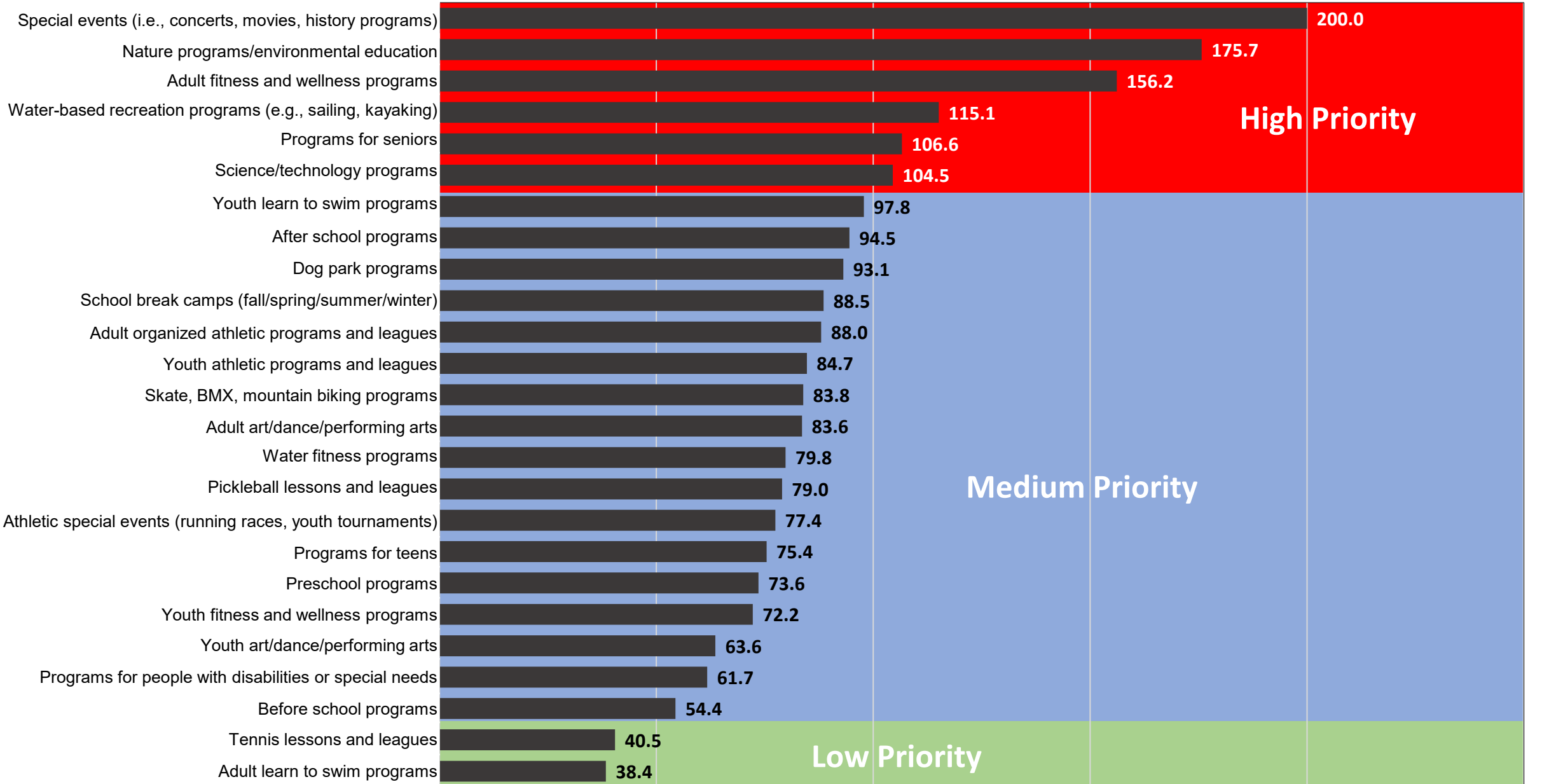
Importance Rating for Programs And Activities In Rapid City

The rating for the item rated as the most important=100

The rating of all other items reflects the relative level of importance for each item compared to the item rated as the most important



Top Priorities for Investment for Programs And Activities Based on The Priority Investment Rating





Importance-Satisfaction Rating

Importance-Satisfaction Analysis



Importance-Satisfaction Overview

Today, City officials have limited resources which need to be targeted to activities that are of the most benefit to their residents. Two of the most important criteria for decision making are (1) to target resources toward services of the highest importance to residents; and (2) to target resources toward those services where residents are the least satisfied.

The Importance-Satisfaction (IS) rating is a unique tool that allows public officials to better understand both of these highly important decision-making criteria for each of the services they are providing. The Importance-Satisfaction rating is based on the concept that public agencies will maximize overall customer satisfaction by emphasizing improvements in those areas where the level of satisfaction is relatively low, and the perceived importance of the service is relatively high.

Methodology

The rating is calculated by summing the percentage of responses for items selected as the first, second, and third most important services for the district to provide. The sum is then multiplied by 1 minus the percentage of respondents who indicated they were positively satisfied with the City's performance in the related area (the sum of the ratings of 4 and 5 on a 5-point scale excluding "Don't Know" responses). "Don't Know" responses are excluded from the calculation to ensure the satisfaction ratings among service categories are comparable.

[IS=Importance x (1-Satisfaction)]

Example of the Calculation: Respondents were asked to identify the Rapid City park services they think are most important for the City to emphasize over the next five years. Forty-six percent (46.3%) of respondents selected the security and safety in parks as the most important service for the City to emphasize.

Regarding satisfaction, forty percent (39.5%) of respondents surveyed rated the security and safety in parks as a "4" or "5" on a 5-point scale (where "5" means "Very Satisfied") excluding "Don't Know" responses. The I-S rating for security and safety in parks was calculated by multiplying the sum of the most important percentages by 1 minus the sum of the satisfaction percentages. In this example 46.3% was multiplied by 60.5% (1-0.395). This calculation yielded an I-S rating of 0.2801 which ranked first out of nineteen services.

Example: Security and safety in parks

$$\mathbf{[46.3\% \times (1-39.5\%)] = 0.2801}$$

Importance-Satisfaction Analysis



The maximum rating is 1.00 and would be achieved when 100% of the respondents select an item as one of their top three choices to emphasize over the next two years and 0% indicate they are positively satisfied with the delivery of the service.

The lowest rating is 0.00 and could be achieved under either of the following two situations:


- If 100% of the respondents were positively satisfied with the delivery of the service
- If none (0%) of the respondents selected the service as one of the three most important areas for the District to emphasize over the next two years.

Interpreting the Ratings

Ratings that are greater than or equal to 0.20 identify areas that should receive significantly more emphasis over the next two years. Ratings from 0.10 to 0.20 identify service areas that should receive increased emphasis. Ratings less than 0.10 should continue to receive the current level of emphasis.

- Very High Priority / Significantly Increase Emphasis ($IS \geq 0.20$)
- High Priority / Increase Emphasis ($0.10 \leq IS < 0.20$)
- Medium Priority / Maintain Current Emphasis ($IS < 0.10$)

The results for Rapid City are provided on the following page.

| 2025 Importance-Satisfaction Rating Rapid City, South Dakota Park Services | | | | | | |
|---|------------------|---------------------|----------------|-------------------|--------------------------------|-----------------|
|  | | | | | | |
| Category of Service | Most Important % | Most Important Rank | Satisfaction % | Satisfaction Rank | Importance-Satisfaction Rating | I-S Rating Rank |
| Very High Priority (IS >.20) | | | | | | |
| Security and safety in parks | 46% | 1 | 40% | 11 | 0.2801 | 1 |
| High Priority (IS .10-.20) | | | | | | |
| Availability of information about programs/facilities | 20% | 5 | 34% | 16 | 0.1289 | 2 |
| Security and safety on trails | 20% | 4 | 43% | 8 | 0.1149 | 3 |
| Medium Priority (IS <.10) | | | | | | |
| Maintenance of parks | 42% | 2 | 79% | 1 | 0.0878 | 4 |
| Quality of programs for families with children | 14% | 9 | 43% | 9 | 0.0798 | 5 |
| Variety of different types of parks | 17% | 7 | 52% | 6 | 0.0794 | 6 |
| Variety of programs offered | 10% | 10 | 33% | 17 | 0.0684 | 7 |
| Number of parks | 16% | 8 | 61% | 4 | 0.0616 | 8 |
| How close parks are located to your home | 18% | 6 | 67% | 3 | 0.0606 | 9 |
| Quality of programs for seniors (55+) | 7% | 12 | 36% | 15 | 0.0470 | 10 |
| Maintenance of trails | 20% | 3 | 78% | 2 | 0.0441 | 11 |
| User friendliness of website | 6% | 14 | 32% | 18 | 0.0384 | 12 |
| Quality of programs for adults | 6% | 13 | 38% | 13 | 0.0346 | 13 |
| Security in recreation facilities | 9% | 11 | 59% | 5 | 0.0345 | 14 |
| Program schedule (time/day) | 5% | 16 | 39% | 12 | 0.0304 | 15 |
| Fees charged for recreation programs | 5% | 15 | 48% | 7 | 0.0263 | 16 |
| Ease of registering for classes offered | 4% | 17 | 38% | 14 | 0.0224 | 17 |
| Variety of programs for people with special needs | 3% | 18 | 27% | 19 | 0.0211 | 18 |
| Ease of renting/reserving a facility | 3% | 19 | 42% | 10 | 0.0146 | 19 |

Most Important %:

The "Most Important" percentage represents the sum of the first, second, and third most important responses for each item. Respondents were asked to identify the items they thought should be the City's top priorities.

Satisfaction %:

The "Satisfaction" percentage represents the sum of the ratings "5" and "4" excluding 'don't know.' Respondents ranked their level of satisfaction with each of the items on a scale of 1 to 5 with "5" being Very Satisfied and "1" being Very Dissatisfied.



4

Open-Ended Comments

Q2b-18. Other

- DOGS UNLEASHED
- JUST DONT USE ON A REGULAR BASIS
- Rather go to Lakes / River
- Too much work ongoing on my property that takes me longer now that I am older.

Q14-13. Other

- Arts Organizations
- BHNF
- BIKE PATH, SKYLINE HIKING TRAILS
- Birding
- Black Hills Bike Hub
- BLACK HILLS FLYFISHERS AND SD ORINTHOLOGY AND BH ASTRONOMY
- Black Hills National Forest and Buffalo Gap National Grasslands
- Black Hills Runners Club, Black Hills Running Company group runs
- Black Hills Running Club
- BLM & Forest Service Lands
- Boy Scouts
- CANYON LAKE ACTIVITY CENTER
- Canyon Lake Activity Center
- Canyon Lake Activity Center, Oyate Wellness Center
- Community Garden at Fairgrounds
- Dahl Fine Arts Center, Performing Arts Center
- Exercise group with a physical therapist
- Fair grounds complexes
- Federal lands - National Parks, Forest Service/BLM land
- Federal public lands
- Fishing
- Getting out on my own or with friends
- Hansen-Larson, rock climbing on national forest, Service land, mountain biking on national forest service land.
- Hanson Larson memorial Park trails
- Hiking out of state.
- Ladies pistol shoot during the summer. Now being held at Spearfish gun range due to lack of RC facility available.
- LOCAL GYMS
- M Hill trails
- Municipal Golf
- National Forest
- National Forest
- National Forest
- National Forest
- National Forest
- National Forest (trails and hiking)
- National Forest land, campgrounds
- National forest recreation
- National parks
- national/state parks, trails
- NATURAL FOREST LAND/YOGA/GYM

- NEW HORIZONS BAND
- OUR CABIN IN THE WOODS
- Outdoor Campus West
- Privately Owned Martial Arts Dojo
- Public SCA gatherings
- Rushmore Athletics
- State parks, national parks, Canadian parks
- Storybook Island
- swim lessons
- Trails on US Forest Service land
- Walk in the park regularly
- Walking trails in town
- WATER CENTER

Q8-40. Other

- Bathrooms need to be open longer season
- Better lighting on paths
- BIKE REPAIR STATIONS
- Cover the outdoor Roosevelt 50meter pool to provide more swim lanes, pool activity space year round. This will provide the community with more opportunities for swim lessons, senior aquatic fitness, aquatic therapy and swim team. lap swim lane space is at high demand, covering the outdoor pool would benefit all members of our community.
- Dog park, why is there only 1 for all of KC? and not fully fenced
- Fish for Osprey and Great Blue Heroes
- From the lack of parks and open spaces on my side of town (Valley area). I do not have ANY city parks near where I live
- I went to Creek caves trailhead, it was amazing....!! Thanks for that
- Indoor pickleball courts would be great for the winter!
- Indoor playground, space for kids during winter months. Schools can host open gyms on weekends and charge a small fee to use gyms and equipment
- Indoor quiet place to study/decompress/meditate/have time alone in peace and quiet for a while (Outdoor as well - somewhere covered by tall trees for shade to have a moment in nature by yourself, just a park bench/table or something)
- Indoor track
- It's easy to see more recreation is located west Rapid, feel the parks dept need to balance out south and north sides
- large fenced areas for off-leash dog parks - i.e. Robbinsdale off leash dog park with fence around the entire perimeter
- More nature walking trails
- More neighborhood parks are needed for local kids to be able to walk to safely
- More pickleball parks, no homeless people at our parks
- Mountain bike specific trails
- Natural outdoor spaces
- Need more events and organized activities held in the parks
- Need more of those concrete cornhole in all the parks.
- Off Leash dog park that is fenced in
- Outdoor concert venue
- Rapid City's/and surrounding area's bike paths are in serious need of expansion with our community growth. Also, the end of the RC bike path off of Creek Drive has absolutely no facilities whatsoever. It's quite ridiculous that there's an open field with no parking, and no options for facilities in the same area. I've been to smaller cities and towns that have beautiful greenways all over the city. I think we can do better with what our city has to offer. More sidewalks and crosswalks are a necessity as well. If not sidewalks, at least a gravel walkway similar to the Mickelson Trail along our roadways would be nice.
- RAQUETBALL
- Should have a park with a stage and an elevated/rounded area to watch local music in the grass. Like a little amphitheater.
- Spaces that people can gather for whatever they see fit.
- The Braeburn dog park needs to fully fenced. I have friends who drive to spearfish for access to a fully fenced dog park. Skyline could be awesome mountain biking, check out Bentonville, AL... there's no reason why we couldn't have trails as good as them.
- The outdoor parks are not big enough (example: the one recently remodeled at Sioux Park-it should be twice the size for the high amount of people that visit that park and it is overcrowded due to lack of playground equipment. We avoid this park because it is too overcrowded and not enough stuff to play on). There could also be another playground in Canyon Lake Park that is a bit bigger. The playground/park in the middle of town by Memorial park is very nice but is in a terrible location next to a busy intersection-

noisy and not peaceful, and often times has sketchy people in it—my family and I won't go there for those reasons and that park is not very busy with families in that area for those reasons. Why not make a big park like that on the Westside of town? The Westside parks are the busiest and people flock to them. Please put in more parks in the Westside or add to the ones that already exist—they could really use it and the Westside parks get the most foot traffic. Please consider putting a park by Catron/Sheridan Lake Road area as that area is growing a lot and could really use a nice park in that area. Bathrooms open year around at the parks is needed as well. It is shocking to travel to the Eastern side of the state and go to much smaller towns and see that their parks are double the size of the parks in Rapid and so much nicer (with a much smaller population of people). Why can't Rapid City have that? This is a frequent conversation that I have with my family and friends as they notice it too.

- The teens of our community have no constructive area to just go to, and feel safe. It use to be they could go up to the Rushmore mall and shop, get some food and shop. I think the now Uptown Mall, should be geared to our teens. Like an indoor skate park, exercise track, etc....it seems we have winter for 9 months out of the year and need an indoor space for our teens.
- The tennis courts on school properties are in awful shape. A partnership between the city and schools to revitalize these courts is desperately needed. They have just been left to crumble and its sad. They could be a wonderful addition to our community as the courts that do exist are always busy. Rec tennis players have nowhere to go between the pickleball players and the competitive tennis players.
- Things that hold me back- Memorial Park can be scary to go to with the people who hang out there. Walking downtown can also be affected by people asking for money, especially on Sunday am. It does hold me back some from going out for walks.
- Too many unleashed dogs on walking trails
- Volleyball Courts are good. Thank you for putting yellow marks up to delineate courts.
- We could use a large splash pad. People would pay to get in. Larger cities have free and some that charge fees. We have one very small one and downtown packing is a pain.
- We need an indoor track for public use for walking and running.
- year round public restrooms
- YOGA

Q10-26. Other

- Automotive activities/programs/events
- Fish for Osprey and Great Blue Heroes
- I do not have any City parks or open spaces anywhere near where I live(I do reside in city limits)
- Indoor space for kids and families during winter months. Indoor walking track, Turf, playground for smaller kids
- It's hard for most families to get their kids into swim lessons. This is a huge need. It's too expensive and hard to get into classes for working parents who can't afford it.
- litter pickup in creek
- Maintenance of parking lot at star of the West
- More bike paths to access other parts of town and beyond. More paved or non paved sidewalks along busy streets to avoid traffic. Improved navigation with safety in mind such as a dedicated shoulder like the one on Canyon Lake Drive.
- More programs are needed for teens and adults. Also it would be nice to have more advertising in what programs are offered. I always find them too late.
- Need indoor track for walking and running
- No skate park, or mountain bike programs.
- Off Leash Dog park with a fence
- Offer more pickleball courts around town.
- Rs car parks and rock crawling locations as well as race tracks . Also more ice rink time for curling leagues. No way to expand curling and we can not get on a league because no slot
- Robotics team
- SAFER BIKE TRAILS
- Undeveloped park areas for walking, birding, and other individual/unorganized activities
- We need a better location and size for our skate park for our teens. I saw one up in Lead Deadwood that is awesome. They really put some money and time into this park. Also, the location needs to be in a safe location and well lite.
- What is going on with the Outdoor Campus? It used to be so nice with activities, a large tree house/playhouse, a mud kitchen, and fun outdoor activities for kids. We went back there recently and were shocked to see it unkempt and rundown. The tree house is gone, so is the fun kid kitchen that the kids could play in, and the entire area looks like it got let go & forgotten about. We even had a couple who was from out of town ask us if we were locals and if so if we knew what happened to all of the stuff back there because it's all gone and was not what is was years ago. Please restore the Outdoor. Campus to its former glory and make it a place that we can be proud of and where the kiddos can have fun again!! They loved the tree house, mid kitchen, and little fun play area and it's now the same now that it's gone.
- YOGA AND SUP YOGA

Q24. Do you have any other suggestions for how the Rapid City Parks and Recreation could serve you better?

- 24/7/365 restroom access
- A BETTER WAY OF LETTING PEOPLE KNOW ABOUT PROGRAMS AND FACILITIES. HAD NO IDEA THERE WAS A GUIDE AND I'VE LIVED IN TOWN FOR OVER 7 YEARS-ALSO DIDNT KNOW WE HAD AN ICE RINK
- A large fenced in dog park.
- A park in Rapid Valley. A forested disc golf course, like Custer or Spearfish, maybe Skyline or M Hill
- A pattern language
- Add more disc golf courses.
- Add more parks on the east side of town
- Add pickleball facilities—transform unused facilities to pickleball
- Addition of parks and resources in Elks Crossing subdivision or nearby, tons of kids and no parks.
- Additional Community Garden Creation
- ADVERTISE MORE-I HAVE NO IDEA WHAT IS HAPPENING WITH PARKS AND REC
- Allow little free libraries
- ALLOW YOGA AT WILSON PARK
- Always room for improvement, but there has been great growth and improvements over the last 8 years that we've lived in Rapid City! Good momentum. Keep it going!
- AMP UP SECURITY. NOT JUST FOR OUR PARKS, BUT ALSO OUR DOWNTOWN. ITS EMBARRASSING TO SEE OUR CITY THROUGH THE EYES OF A TOURIST
- AN ADDITIONAL AQUATIC CENTER FOR THE EXPANDING SOUTHSIDE AREA-WE LOVE OUR PARKS. THANKS FOR ALL OF YOUR HARD WORK
- An indoor option that is affordable would be nice for the winter months. A covered park for summertime, like in Storgis.
- An indoor splash pad at the YMCA
- An outdoor amphitheater to facilitate mid scale live music events. Similar to the Levitt in Sioux Falls, or other outdoor venues.
- ANOTHER PLAYGROUND THE SAME QUALITY AS THE NEW SIOUX PARK PLAYGROUND WOULD BE GREAT
- ARCHERY AND FISHING ARE LARGE IN OUR COMMUNITY. WE LACK FISHING PONDS AND ARCHERY RANGES
- AS COSTS HAVE RISEN FOR EVERYONEM I BELIEVE RAPID CITY NEEDS TO FOCUS ON THE EXISTING MAINTENANCE OF WHAT IT CURRENTLY OWNS. THE PARK VIEW SOFTBALL COMPLEX NEEDS A NEW ASPHALT THROUGHOUT-THIS PLACE IS USED A LOT
- As someone who lives out in the Valley, I would love to see some parks developed out there
- BATHROOMS!!! Every Park or playground should have a bathroom next to it, and they need to be open all year round! It is ridiculous to not have facilities for people to use. We are an outdoor City, and people like to be outside no matter what the weather. Our city needs to enforce dog leash rules. Everyone in this city seems to think their dog can run wild, even at the parks filled with children, and most people seem to think. Dad, their dogs are friendly + we want to pet them. Not the case at all. My kids have been bit by dogs multiple times, and the city needs to enforce dog leash rules. Sioux Park is a huge area and needs to have multiple playgrounds with multiple bathrooms that are open year round! Would love to see the city get creative with more bike trails and walking trails, even if they have overhead passways and walking trails. The bike trail on the west side is so used and so worn that we could use a couple more bike trails going through the city and connecting it along different places. The homelessness on the west side and in the parks is out of control. That needs to be handled so that our moms and kids feel safe going there. I use the bike path daily, and my kids use the parks a few times a week. We've lived in Rapid City for decades, and would love to see new creative ideas for our Parks. Spearfish parks are incredible, the Vicky Powers Park is beautiful, but the West side needs so much updating. Please, make the city a fun place year-round for people to get out and enjoy. Public bathrooms are a must!!
- Better access to advertising for local groups to find new members to grow.

- Better at communicating programs, schedules, activities.. etc.
- Better availability of unlocked and clean bathrooms.
- Better biking and commuting. Make traveling by bicycle safer, automatic flashing lights at crosswalks to warn drivers of pedestrians etc.
- Better communication
- Better communication/advertising on upcoming events/programs and wider diversity of programs offered, developing activities that enrich community development and involvement, upgrades and increased maintenance/cleaning to amenities at parks such as restroom facilities and benches
- Better information on the website. For example I can't find anything that tells me which specific facilities are available at the South Junior High Community Center.
- Better lighting on the bike path near canyon lake ball fields. I am not able to get out and walk as much in the winter due to safety concerns. I would feel more comfortable if it was better lit.
- Better patrol or work with the police dept. even Nike police or something to help with not only homeless bothering us or fighting each other, but teens and young adults doing things they shouldn't be doing, especially at parks with young kids. Safety is always the number one concern for our family.
- Better security, policing, clean up homeless camps, stop the panhandling and harassment of park users.
- Bicyclists vs walkers/joggers/strollers on the bike path. Many potentially dangerous situations have arisen when bikers ride up behind and walkers don't hear them. Some don't alarm walkers and some aren't heard. This needs to be addressed. Walkers also constantly have to stop or move off the path to accommodate bikes. The new playground at CLP is not toddler friendly. There needs to be another set of swings at CLP close to Park Drive. The tall slide at Sioux Park is dangerous for toddlers.
- Biking is one of the best assets our community has. People love to e bike! I'd love to see a safe way for every neighborhood to connect to the bike path.
- BRING BACK SUMMER NIGHTS CONCERT SERIES
- Build a modest outdoor amphitheater
- Build a playground park & a dog park in rapid valley
- Build an indoor dedicated curling facility.
- BUILD ANOTHER INDOOR ICE RINK
- Build another sheet of ice for hockey
- Build mountain biking trails as awesome as Bentonville, AL!!! Fence in the dog park!!! Warming shelters for the homeless!!!
- Build on safety, no gang hangouts
- Buy park land on east side of rapid city/rapid valley
- City Council and the planning department must require developers to include greenspace and parks as new developments occur. Additionally, developers should provide for some sort of trust-fund for continued maintenance of these new parks. Rapid City is currently experiencing excessive growth at the expense of quality of life. We must not and cannot just lean on what we have for parklands within our community, as the City grows so must our parks and greenspaces to enhance quality of life for all residents.
- Class 3 & 4 white water rafting. Communication on when Rapid Creek will have higher volume to be able to float it. Get rid of brush along creek (i.e. strainers). Get more pickleball courts and more information about leagues for pickleball and tennis out there. Have a better wellness center for the winter (Like that of SDSU's in Brookings, SD)
- Clean up & maintain Canyon Lake/Canyon Lake Park/Rapid Creek! At Canyon Lake, the water itself, the picnic shelters, and the grassy areas are always pretty dirty. Lots of dead birds in the water, and bird poop in the grass. Also, more neighborhood parks/playgrounds/community gardens could be cool!
- Clean up old Cottonwoods especially ones on West side parks - Plant new seedless ones
- CLEAN UP THE PANHANDLING-ITS EMBARRASSING TO SEE PEOPLE SLEEPING ALL OVER TOWN-PASSED OUT
- Consider use of cameras to squelch some of the vandalism
- Control panhandlers, security. Adequate handicapped parking
- Cover the outdoor pool at Roosevelt Swim Center.

- Cover the outdoor pool at Roosevelt.
- development of a variety of parks and a biking path in the Rapid Valley area
- Do better
- do something about the owners and their unleashed-uncontrolled dogs that are walked on the walking path at Robinsdale. The dog park inside trail is rarely used. Would also suggest creating a paved trail connecting east side of bike trail.
- Do something to eliminate the long waits for entrance into the pools in the summer. 30 minute waits on hot days isn't acceptable.
- Doug Lowe's vision for the park and rec division is holding back the youth in this town.
- Dunno
- Educate the public as to what is legal and what is not on the shared used bike and pedestrian trails. Discourage the use of high powered electric bikes. They are not legal to use.
- EDUCATIONAL-OUTDOOR, ENVIRONMENTAL, HISTORY-PROGRAMMING, BETTER BIKE AND WALKING CONNECTIVITY, BETTER GRILLS AT PARKS, BETTER GEOGRAPHIC DISTRIBUTION OF RECREATION
- Emphasis on connectivity, biking/hiking trails and new recreation opportunities aside from typical stick & ball sports is needed
- Enclose the outdoor pool at Roosevelt swim center. Also, expand the exercise equipment area there. An indoor walking path over the indoor pool there (like the one at Spearfish aquatic center) would be so awesome! The park near there doesn't feel safe- especially for a women to go walking or jogging through. Invest in the swim center building and make it bigger and better!
- Enforce dogs on leashes
- Expand biking options such as more bike paths, and or trails/ sidewalks, and crosswalks around the city and beyond. A parking lot and bathrooms at the end of the bike path off of Creek Drive.
- Fence along Fairmont dog park/water source for Hanny dog park. Bigger fenced, dog friendly, park between Park View Pool and 57th St.
- FIND A BETTER WAY TO GET INFO OUT TO THE PUBLIC ABOUT THE PROGRAMS YOU OFFER-JUST POSTING ON THE WEBSITE IS NOT ENOUGH-FACEBOOK EVENTS? MORE TREES IN THE OFF LEASH DOG PARK PLEASE
- First thank you for making Rapid City a healthier place to live and play. My family is well served and the little kids we use parks all over town. Enrolling in swim lessons for kids is really hard to be successful at. That aside - We live in an older area of town with established park area in close proximity (Robbinsdale). I would love to see access to neighborhood parks throughout the community. I would like to see the city make meaningful progress toward requiring land dedication with new development. The city should allow smaller lot sizes, more allowed housing types, less parking, and reducing multi family open space requirements to help make up for this.
- Fix Mary Hall path walkway, so many pot holes. I've tripped to many times there and hurt my ankle.
- Fix star of the West parking lot. The whole thing is potholes
- Get more community input before making major changes (For example, the additional trees to the Braeburn dog park were not well received by most there).
- Given the health issues of my son, shade covers over playground equipment would be helpful. A couple more splash pad areas throughout the city would help with overcrowding. And dedicated medical personnel/shack at each park would be amazing for so many of us with special needs family members.
- GOOD SURVEY
- Handicap accessibility at Roosevelt indoor pool is not adequate, including the approach/exit, locker rooms and auto doors leading into pool. Compare it to the approach to the indoor ice rink!
- Have more natural/no-mow areas for wildlife habitat. Quit mowing so much in early summer when purple clover is just starting to bloom (important for pollinators). Better police e-bikes on bike path. Plant trees along bike path on east side of town instead of just west side. Introduce more beavers along Rapid creek. Some sort of restroom facilities for homeless - people complain about homeless using alleyways downtown for bathrooms but if they have no access to restrooms, where can they go? Curtail water use on golf courses. If residents are to be expected to follow water conservation measures, the city should lead the way. Have programs or educational courses about environmental sustainability. Purchase as

much land as possible for parks to reduce urban sprawl. Encourage more use of city buses/bike paths for transportation.

- Honestly I am very satisfied with what is provided in rapid city. My only complaints are that all the parks are becoming over ran with thistles and some parks could definitely use a bathroom remodel. My family really enjoys all the large shades that are being installed like at storybook island and outside of armadillos we could use more of those at the parks
- I appreciate that the Founders Park restrooms are open year round - open restrooms at all parks year round would be great, if they could be made vandal-proof! Memorial Lake often has garbage and yuck in it, especially under the bridge leading to Rapid Creek I generally feel safe on the bike path with my dog, but certainly wouldn't walk there at night, even with the lighting - I've been approached many times by loiterers asking for money, and they leave an unbelievable amount of garbage, clothing items, etc. behind
- I appreciate the efforts Rapid City Parks and Recreation has made, especially in maintaining our parks and addressing challenges like homelessness. However, I believe more attention could be given to the upkeep and cleanliness of existing parks to ensure they remain welcoming and safe for families. Additionally, adding a splash pad or similar water feature on the west side of town would provide more accessible recreation options for that part of the community. While I recognize and value the work being done to support the homeless population, it can still feel difficult to bring my kids to some parks and feel completely safe. I hope more solutions can be explored to balance compassion with the need for clean, family-friendly public spaces.
- I AVOID WALKING BECAUSE OF UNLEASHED DOGS WITH DONT CARE OWNER ATTITUDE
- I BEG YOU TO ADD MORE GARBAGE CANS AND DOG POOP BAG STATIONS TO THE GATEWAY AND HANSON-LARSEN PARK. PLEASE
- I believe we have plenty of programs and facilities for ball related sports. I'd like to see more adventure / lifelong sports facilities, programs and events for Rapid City residents. Specifically for biking, hiking, kayaking, climbing etc. I'd like to see the overall budget for Parks and Rec increased so that they can plan for new parks, not just maintaining the existing ones.
- I brag about our parks. I think their are impossible situations to deal with...damage to the property, a homelessness and drug usage on the premises. I am interested in the idea of allowing beaver on the creek in town.
- I could use some sort of pamphlet/advertisement that directs me to a website that lists all the parks and rec areas and activities. I feel like I never know what's going on until it's too late.
- I encourage you to look at the economic impact disc golf has had on a small town called emporia Kansas. The whole town has embraced the sport by approving more courses and improving current courses. Now they home week long events for world championship s
- I feel like more emphasis on natural, educational, art elements is very important. I really don't feel like we need any more sports facilities or disc golf courses. I do love our parks and all the greenways. There is a need for more community parks within all of the new developments... Especially the apartment complexes. I absolutely love Robinsdale Park for its big open multi-use space. Thank you.
- I have had 2 incidents with vagrants harassing me and my family in the Canyon Lake Park and the Sioux Park areas. Security is my biggest concern.
- I have had a hard time navigating web sites and find out what is offered. I think as a community we need to support equally our city. I've been bothered by lack of benches in North rapid park areas and the majority is located in west rapid
- I have never seen anything in the mail about programs or parks. I don't have a TV. I don't take a local paper. But I live here, and you have my address! I have taken an education opportunity, because I got it in the mail! (Korean Swordsmanship) Thank you.
- I HAVE NO KNOWLEDGE OF FACILITIES FOR SENIORS-USING SMALL EXERCISE EQUIPMENT, ETC. PERHAPS MARKETING TO REACH OUT TO PEOPLE ABOUT THAT
- I have to stress! If you offer programs you have to do a better job of getting the word out. A mailing like adult Ed does would be a great start.
- I know we are a small town and like to keep it that way. But for our summer months, can we have longer hours on Sundays, since this is the only time we can really enjoy the outdoors.

- I like the city parks and would encourage you to work to maintain quality instead of diverting resources to expansion. The rising costs of everything suggests to me a conservative approach rather than expansive mandate.
- I live near the valley in city limits and there is absolutely no parks our outdoor parks in our area. We have to travel across town to visit any kind of safe and well kept parks. This was very disappointing once we had a kid because we want to have that option for our family easily.
- I lived in many places (east coast, west coast, southwest). I'm relatively new to the midwest and Rapid City. You've got a fantastic city park system. Every city struggles with park security and safety. The city police do a great job of patrolling the Rapid City Greenways, but there are a few particular locations that seem to attract unsavory characters. With some beneficial vegetation control (like the removal of invasive trees like Russian olive and Siberian elm) and increased access (better, wider trails and two-track) some of those locations might clear up. The unsavory seem to disburse when use increases and visibility is good. The City park backbone is awesome along Rapid Creek. But by stretching your greenways into the surrounding communities you might attract more use and get more folks commuting via foot or bike and reduce crowds in core areas. There are several drainages and intermittent waterways that drain into Rapid Creek that could bring bike, hike, and running use by building a well designed, simple dirt singletrack trail within. Maintenance would be low (maybe some summer mowing) and if flooding were to occur, no infrastructure would be lost. Thanks for listening and all you do.
- I love my doggies
- I love that Vickie Powers park and adjoining land gives us some green space amidst all the building going on. I basically ride my ebike up there. My concern is always for safety in the park. Currently, there is possibly a homeless gentleman who frequents that area. He may have mental health issues. So, I worry about the kids. That also applies to the bike path with some folks needing to hang around under the bridges. Also for the bike path, I wish there were separate walks for pedestrians and bicyclists. I don't like yelling bike on your left and startling walkers and walkers w/dogs.
- I love the additions to the current disc golf courses, however I don't agree with the changes planned for Omaha DGC. I would love to see a course built permanently at Robinsdale Park, or revisit a meeting with current Black Hills Disc Golf Club board members to discuss the park and disc golf!
- I love the parks and enjoy them almost daily. Biggest wish is for an indoor walking track for running and walking. The one at the Y is too small- the one at bush in the young center is a nice size.
- I love the programs the Parks and Recreation offer, like the variety of swim lesson times, open gyms in the winter, and some of the tennis programming. I would like Art in the Park to come back and even add in some STEM offerings. Also, I appreciate the deal to get a discounted punch card. The parks/recreation center are nice but much more security is needed with all the homeless.
- I love to see all the work and change that Rapid City has been putting in! More bike paths to connect our city is critical.
- I think City Parks and Recreation don't get enough credit for the amazing job they do.
- I think our parks are excellent and you do a beautiful job maintaining them. They are a source of tremendous pride! Good job!
- I think Parks and Rec does an outstanding job overall. I believe that more of the City budget should go to P&R and less to the Police and Public Works. I would like to see more protection of the trees in the greenway from beavers. They are causing massive damage to the trees and this will impact the watershed and fishing. It would also be nice to see a second disc gold course on the level with Jackson. Summer camps or activities for teens would also be great. Thanks for all the hard work and for seeking community input.
- I think that better marketing on existing programs!! I didn't know how to answer a lot of the questions because I'm not familiar with what's offered.
- I THINK THE WEEDS IN THE PARKS-AND ALONG CREEKS, STREETS, AROUND R CITY-ARE TERRIBLE. I THINK BIGGER AND EVEN PLACED FOR THE FIRST TIME, CANISTERS FOR RECYCLING SHOULD BE AVAILABLE AT RC PARKS-SO MUCH ALUMINUM AND PLASTIC IS NEEDLESSLY DISCRDED IN THE REGUALR GARBAGE AT RC PARKS; BATHROOMS ARE DIRTY/SMELL BAD AND DOORS NEED REPAIRING

- I think you are doing a fine job! I would like to see dogs loose in parks addressed not for safety reasons but because the owners have no idea where the dogs are pooping and do not pick it up!
- I truly love parks and rec and you do an amazing job. My emphasis on the variety of parks stems from our visits to other states and cities (i.e. CO) where they have different types of parks scattered. The updates to Sioux Park are similar to that. It's no a mirror image of every other park and offers the zip line and the tall castle structure. Thank you for all you do!
- I walk 2-3 miles on the park trails with a walker. I try to use different parks and trails maintenance is "iffy." Please think about pole like me
- I wish the indoor ice rink would allow for figure moves during regular public sessions on center ice of host adult nights a couple days a week with loose rules. Or have skaters sign waivers to skate. Not many older (middle-aged and older) skaters want to be part of the official skating club and compete, but we still like to work on moves without the very strict rules currently in place for standard public skate. There's no place for us to skate in warm months. I also would love to see indoor roller rink time on one of the indoor courts. Rapid used to have two rinks but now there are none.
- I would like see a program sent via mail about activities and signing up for them.
- I would like to see a development plan for adding parks to the east side of town. I live near east middle school and I do not have any city parks anywhere within walking distance. Star of the west which is only baseball and nothing else. Baseball field is the nearest city park facility which is over 4 miles away and no clear way to walk/bike or drive. Next closest facility with playgrounds is robinsdale park or Roosevelt park which is 6 miles. As new developments are built, there should be a requirement for new park and rec space to be built with it as well.
- I would love a job with the parks and recreation
- I would love to see a couple of really well developed and designated sledding hills in town similar to what Sioux City has. I would love to see a really good splash pad area similar to Springfield Missouri but out away from downtown.
- I would love to see more development of in town mountain biking trails. Mountain biking trails for all levels provides a healthy and exciting activity for people of all ages and helps to attract new residents to the community.
- I would really like for Mary Hall and its surrounding areas to be left alone. It is one of the few beautiful, untouched areas in town, quiet and peaceful to those of us around it and those that utilize it.
- I'd promote more parks across the city. There are a number of neighborhoods in a park desert. Thanks for all you do!
- I'd like to see more gardens and more variety of gardens: flowers, herbs, native...with education available like pamphlets and volunteers. And the ability for the public to gently harvest what they need. Also, another restroom or two in the Memorial Park area would be nice. More artwork - can be in the form of trashcans, sculptures, from local and young artists. More dog parks, more free libraries. More public outreach, education, and engagement.
- I'd like to see things kept more towards natural state, utilizing local plants and stones. Not paved trails but maintained natural trails. Maintaining the existing parks and recreation we already have to me is most important. If they aren't maintained why add more to the mix.
- I'm always impressed by beautiful flowers in the parks. No Trump statue right in the middle of downtown!
- Improve restrooms and keep them open all year.
- Improve social media presence so we are more aware of opportunities
- Improve the small park by the Minnesota St Frisbee golf field. Restroom by the play ground off Parkview. Maybe splashed at one of these parks
- Improved safety - I cannot take my grandchildren to the playgrounds at the civic center. Wilson park is also unsafe. I feel unsafe walking along the bike path. Sioux park playground is too busy. Need improved parking and picnic shelters at Parkview. Robbinsdale park could be spruced up and update playground equipment. Love the flower gardens!!
- Improvement & expansion of our current indoor aquatic facility is desperately needed. Rapid City's swim team is rapidly growing and should be able to host a short course State swim meet. Our current indoor

swimming accommodations are embarrassing when compared to those of other cities and towns in our state.

- increase awareness and availability for programming
- Increase biking routes across the city, more water fountains, year round restrooms, no herbicides and pesticides use to protect local water supplies.
- Increase number of kids swimming lessons. They are very hard to get used to. There also appears to be some never damage to trees on the creek next to Storybook island park. They look like they could fall at anytime and will be dangerous in high winds
- INCREASE PATROL OF PARKS CURRENTLY BEING IMPACTED BY TRANSIENT INDIVIDUALS-LIKE WILSON PARK, ETC
- Increase public transportation to parks
- Indoor playground, family area for winter months. Use schools gyms on weekends for open gyms to allow kids to run and play with equipment for a fee. High schoolers can run the entrance or fundraiser for sports for open gym costs
- Indoor pool lane space is at full capacity 9 months of the year resulting in limited availability for swim lessons and programming. Given the climate of our city, it makes total sense to enclose the outdoor lane pool at Roosevelt which would nearly quadruple the available lane space. This is a better use of taxpayer dollars rather than letting the pool sit empty and unused for a majority of the year especially where there is demand for pool space.
- Indoor skate park / activity center
- Invest in the future and what the community needs to stay and grow and a community.
- It feels as though the west side parks get the most attention from the city. We live off of north Haines, near Vicki powers park. That park could be amazing but it is so poorly maintained. The equipment is run down and needs attention. We were also very disappointed in the condition of the playgrounds at memorial park. The playground at Sioux park is beautiful but so crowded. Why can't other parks get the upgrade Sioux park got? Also, swimming lessons are offered so rarely and fill up within minutes of registration opening. It is not even worth it to try to get a spot at this point. The city is growing but the programs have not been keeping up with that growth.
- It's not for me, but the parks here are woeful. I came from a community where every park had a play structure, picnic areas, walking trails- open and native, and some sort of outdoor activity space. The parks here are just empty fields with the exception of canyon lake park. It was very depressing when we moved here because parks were a reason to get outside and meet people.
- Just do a better job of communication what's available.
- JUST HAVING A PARK NEARBY
- keep improving the executive golf course
- Keep the riff-raff out. By that I mean the drunken non-contributors.
- KEEP TROUBLEMAKERS-DRINKING, DRUGS, SEX, ETC- OUT OF PARK PARKING LOTS AFTER DARK
- KEEP UP THE BEAUTY THAT YOU ALL DO
- KEEP UP THE GOOD WORK AND PLACE SECURITY AS A PRIORITY FOR ROOSEVELT PARK
- Keep up the good work. Parks make Rapid City great!
- LEAVE BATHROOMS OPEN ALL YEAR
- LESS VIOLENT HOMELESS ENCAMPMENTS WOULD BE HELPFUL
- LIGHTS AT PARKVIEW TENNIS COURTS FOR EVENING PLAY
- Like to see a park on the east side. We live in Copper Field- A lot of development but no parks
- Love our parks and rec peeps!
- MAINTAIN PUBLIC RESTROOMS
- make me feel safe again
- Make sure that natural resources considers the high needs of Osprey and Great Blue Heroes. Nesting has expanded in the last 4 years.
- Make the outdoor pool at Roosevelt Swim Center available year round. Such a shame that a wonderful pool can only be accessed 3 months out of the year.

- MAYBE ADVERTISE AT THE LIBRARY MORE? YOU MIGHT/PROBABLY DO ALREADY, THAT JUST WHERE I'D BE MOST LIKELY TO SEE INFO ABOUT YOUR PROGRAMS WITHOUT LOOKING THEM UP
- Maybe it already exists but I would benefit from a monthly newsletter either by paper mail or preferably by email
- more access to restrooms
- More adult and baby classes. I really could've used more of a community after having my daughter and needed more things to do to encourage me getting out of the house
- more attention to the south and southeast areas of the city. Too much to the west side and other areas seem to be left behind
- More baseball and softball fields for kids with better parking. Our diamond ball fields need a complete makeover
- MORE FENCES AROUND THE DOG PARKS; MORE BIKE REPAIR STATIONS-REFILLABLE WATER
- more free activities/concerts/entertainment for people; more support towards Summer Nights being downtown
- More friendly contacts for when there are problems at parks (broken equipment, graffiti, etc.).
- More garden and pickleball space.
- MORE INCLUSIVE REPRESENTATION ON CITY AND PARKS COMMITTEE
- More indoor facilities. The winters are rough. Indoor playgrounds, indoor batting cages.
- MORE INDOOR SPORT COURT AREAS THAT HAVE OPEN GYM HOURS-I WANT ACCESS TO A GYM COURT FOR OPEN GYM, NOT JUST DURING LEAGUE
- More mountain biking, legitimate outdoor ice rink for shinny or hockey.
- More nature trails and security for parks and trails.
- More outdoor lighting; more public indoor rec options; more time for community members to have access to lap lanes; enforcement of Leash policy for dogs in public parks and along creek path that are not specified off leash areas
- More park area and better connectivity
- MORE PICKLEBALL COURTS IN TOWN. DO NOT NEED BOCCEBALL COURTS
- More playground options on south/west side. Splash pad not in downtown.
- More programs to give back to our environment!
- More security and help with no patrons in parks after 10 pm
- MORE SWIMMING LESSONS
- More variety of adult leagues would be great.
- More winter outdoor recreation areas
- Most city parks & rec departments do a much better job at supporting youth activities, making it more attainable and enjoyable for everyone. I believe Rapid City is one of the only cities in the state or elsewhere that doesn't support, in some way, youth hockey, youth lacrosse, youth soccer, youth baseball, among other sports. It is nearly impossible to register your child for swimming lessons, a necessary life skill, as well as any after care or summer break programs, as they fill up immediately, demonstrating the great need. As our city grows, with more tax dollars we should be able to better support activities in our city. Instead we see you taking them away, such as adult hockey, and likely soon, learn to skate programs. It is mind blowing the lack of activity supported in a city this large. Leadership of this group is doing a very poor job.
- MOST THINGS I SEE SEEM TO BE DOING VERY WELL. AND I AM PLEASED
- Move some picnic benches from Jackson Park to Founders Park.
- My biggest criticism is that they're slow to pick up the trash, dumpsters are too often overflowing
- My grandchildren can't afford swim lessons and when their single mom can she can't get them into daytime weekly lessons. This is a huge need for Rapid to make it more accessible for families. They also can't afford camps. Many kids are left doing nothing all summer because camps and summer care for school aged kids is so expensive. Before and after school care is the same. It's too expensive for single parents who work hard and don't get any assistance. Private centers charge 150 a week just for after school care and well over 200 for summer care.

- My wife and I are very grateful for the bike path and mountain biking trails in town. We would love to see more thought/planning going into building new trails and maintaining existing trails.
- Need more things in East RC and The Valley
- Need space for dog walking ON LEASH. You need more space for open walking and hiking for humans as well. Small neighborhood parks would be beneficial to kids and parents. The off-leash dog parks are out of control. There have been incidences of dogs getting hurt and killed. You need cameras there for accountability. You also need someone to patrol and enforce picking up dog poop. Dog poop is rampant in every open space and park. It is the biggest problem you have. Also, don't crowd existing parks with disc golf. Recent additions have ruined parks where many people were picnicking and walking and hiking. Now there is our conflicts with disc golfers. Even the disc golf people said they tried to put the course in different places than what the parks people did. Listen to your contingencies.
- NEED TO MAINTAIN THE WEEDS AND HAVE BETTER GRASS. BETTER PLAYGROUND FACILITIES
- New skatepark please so jealous of spearfish and lead for their amazing skateparks.
- OFFER MORE PROGRAMS FOR SENIORS
- Online presence for current offerings, updates to the parks, trails closed due to weather, background stories on the parks, education of what it takes to operate them. Education.
- Our organized sports culture seems successful and warranted already. Continue to build strong support for arts/music/entertainment to continue to build a culture that everyone can love.
- Outdoor youth and adult sports leagues/spaces can be expanded a bit, giving visiting teams and their families more opportunities to attend games here and contribute to our local businesses. Dedicated fields/storage units at those sites throughout town would help leagues organize better rather than having to inquire/hop around field to field for events. You all are doing a great job, keep it up!
- Parks and recreation needs to listen to the people and they discontent regarding how the trails at Skyline have been treated over the past 1-2 years, specifically the biking trails. It is clear the maintenance crew does not understand how to properly build new trail or improve existing trail drainage or other features. They are building aggressively off camber trails that are DANGEROUS as tires are meant to grip on off camber trails the way they are currently being built. Existing trails should not be decommissioned either. The signage off Cerro CT is a clear indicator that whoever is doing the work does not understand proper trail building. Please listen to us.
- Parks and swimming in Rapid Valley along with walking trails.
- Parks and trails build communities and brings people together. More community festivals and inclusive based programs are needed to continue to grow sustainable communities. Rapid City had a diverse population and should be recognized accordingly. Please make spaces inclusive for all.
- Parks maintenance department does not seem to provide services for areas where private groups (little league, legion teams) provide services, leaving work for those groups.
- Partnership with medical facility exercise equipment/locations in SE Rapid City.
- Partnerships with schools to teach kids "park skills" from elementary through high school. Help students know the parks are both their privilege and their responsibility. Make well maintained and lit basketball courts and skate parks with student ambassadors. Enlist kids to become volunteer park rangers/guides that help support the parks as volunteer projects.
- Pay to Play needs to be implemented to all ASAP. Fees need to be raised annually for those who use facilities. The user should pay for the places they use not subsidized by taxpayer who don't use any park or facility. Fees need to be increased annually to keep up with maintenance by the users who frequent facilities, parks and golf courses.
- PLANT MORE TREES, INDOOR POOL ON WEST SIDE, PAVED AND NON-PAVED WALKING/HIKING TRAILS
- PLANT MORE TREES, PAVED PATH AROUND WEST SIDE DOG PARK FOR HANDICAP, CONNECT TO BIKE PATH
- Plant more trees, replace the trees cut down at wilderness park. Open the bathrooms earlier in the season. Reduce the price of indoor pool.
- playgrounds need to be fenced or set further back from parking lots. community needs year round bathrooms. warming shelters are needed!

- Please add a park to the rapid valley area. We are the furthest from any of the city parks and have no options for recreation other than the limited school outdoor facilities.
- Please add evening water aerobics to the Swim Center schedule.
- Please bring more to the Rapid Valley area. I live in the South Valley Drive area and there are no parks within walking distance.
- Please cover the 50 meter outdoor pool. No one plays bocce, and we already have a very lightly used skate park. The indoor pool at the swim center is bursting at the seams.
- please enclose the 50m outdoor pool and build another lap pool. The city needs to provide open swim lanes in the evenings to residents.
- PLEASE IMPROVE SECURITY TO REDUCE THE PRESENCE/NUISANCE OF THE HOMELESS POPULATION IN OUR CITY PARKS
- PLEASE KEEP BUILDING ON YOUR CURRENT VISION FOR RAPID CITY
- PLEASE KEEP THE GREENWAY-VERY IMPORTANT I WAS LIVING HERE IN 1972 AND LOST LOVED ONES
- Please keep the park restrooms open all year round. It makes it tough to be out with kids, trying to enjoy the park and having to leave to use the potty.
- Please look into the many courts at the schools. A partnership would benefit everyone.
- Please offer more swimming lessons. The community is in dire need. There are not enough spots available, and they fill up quickly. I now have to wait until next year just to get my kids into swimming. Learning to swim is a critical life skill that keeps kids safe and builds their confidence. It also supports their physical health and gives them access to social and recreational opportunities they'll carry into adulthood. Also, Mickelson Dr and the Rapid Valley area are in need of a community park. So many houses, townhouses, and apartments are being developed with no surrounding parks or green spaces. Access to safe outdoor spaces is part of the social determinants of health. This impacts physical activity, mental well-being, and community connection. Kids and families in these areas are missing out on important opportunities to play, stay active, and build healthy routines. Investing in parks helps promote long-term health and equity for the entire neighborhood.
- Please put a park or a pool in Rapid valley
- Please support the new skatepark being built, providing a safer experience for kids getting into skateboarding. Also getting the homelessness crisis figured out, as a woman I do not feel safe in most parks around town and it makes a lot of great amenities go to waste if mothers and children don't feel safe using them.
- Please work with the police dept and city to keep vagrants out of parks. It feels unsafe to go with just me and our child when there are people sleeping/drunk in the parks. Or they are asking for money.
- plenty of parks, improve safety on bike and walking trails as more security is needed.
- Prioritize Health-Promoting Features. Add walking loops, water fountains, shade trees, and open-air fitness equipment. Think about how a park can support physical and mental health—even without organized programs.
- Programs are good, but I would like to see more activities like open volleyball, pickleball, tennis, ultimate frisbee events where people can come together and play without being in a league. I would love to see more small neighborhood parks so people don't have to drive to big parks. We are lucky that we live close to Robbinsdale park which we use almost daily. Many other locations in the city are not ideal or walking distance to green space. More small fenced in dog parks would be awesome. Indoor facilities for pickleball and other things would be great as the few we have are expensive. A public rec center would be amazing, ymca is busy and expensive and private gyms are also expensive. I would love to collaborate if possible on further ideas.
- Promote time, schedules and services offered
- provide access to Robbinsdale park from Churchill st as identified in the master plan for Robbinsdale Park.
- PROVIDE CITY BASED SOCCER YOUTH CLASSES
- PROVIDE COOLING AND WARMING SHELTERS FOR THE HOMESS
- PROVIDE MORE SPACE FOR BLACK HILLS JUNIOR LEAGUE BASEBALL-FIX UP STAR OF THE WEST COMPLEX

- Provide services to the unhoused/ underserved population by providing public lockers, public bathrooms year-round, warming centers, designated areas where folks can rest undisturbed, etc. Perhaps even providing some kind of a work program like Job Corps and shelter programs as well.
- Public meetings to have others take this quiz. Pickleball options!!!
- Rapid City has a huge issue with how the town is run. Poor planning or utter lack of planning. To departments and department leaders being completely inept. There is a mentality that goes against “what is good for the community.” This is nearly every city department and division. Not just the parks division. To answer the question. Was visiting Wilson Park on Saturday the 14th. Several trip hazards due to ruts, low spots and uneven ground. The park was in the worst shape I had ever seen in 40 plus years of using the park.
- RAPID CITY PARKS AND RECREATION IS DOING AN AWESOME JOB-THANK YOU
- Rapid Creek is full of litter/trash/garbage, and it is getting worse. We need a dedicated litter removal team and some infrastructure/PR to attempt to mitigate this in future. Also there is an impending water shortage. The Rapid Creek drainage has inadequate inflow for increasing usage. Some serious study, planning and changes are needed in this area. How much water is Parks and Rec using? Where does it end up, and what is in it as a result of Parks and Rec usage? etc. Additionally there ought to be some consideration given to the idea of fostering a regrowth of stream vegetation. Has Didymo just about eaten itself out of existence in town? Maybe we can get some green stuff growing in the creek again?
- Rapid Valley area needs a pool and more parks on the south side of town. Fixing up Robinsdale park would be. Good place to start.
- Realizing where tax dollars come from and not just focusing on giving free or discounted services to low income people that cause most of the security and damage to our public parks and facilities. When people have a vested interest in their community, they care more about it.
- Recognize the people who help the park maintenance people by helping to pick up trash, Bob Stein is an 86 year old man I know who has faithfully for quite some time. picked up loose trash in Canyon Lake Park. He’s not doing it quite as much now due to health, but he was totally a regular. He walked early in the morning with his pickup stick and bag and crisscrossed the park.
- REDUCE THE NUMBER OF GEESE THAT OCCUPY THE PARKS AND CREATE A MESS WITH THEIR DROPPINGS
- Removal of the homeless issues. I won’t go to many of the parks as I will be harassed by homeless drunks. If I’m going somewhere to recreate being called a “racist” or being told I’m on “stolen land” doesn’t encourage me to come back
- Repave the softball complex parking complex on Parkview. It really is horrible how all the baseball fields get maintenance but no maintenance is done to help the softball complex
- Restroom access in Spring at Parks as weather warms
- RESTROOM FACILITIES OPEN MORE MONTHS-I’M NOT A PICKLEBALL GUY, BUT IF I WENT TO SIOUX PARK AND WAS TOLD TO GO TO WILSON PARK, I WOULDNT BE HAPPY. 4 PICKLEBALL COURTS AT SIOUX PARK
- Restrooms should be open year around, safety should be priority, we have beautiful parks that can’t be used for recreation due to homeless, need north south bike trails, not just east west,
- SAFETY IN THE PARKS IS A HUGE ISSUE FOR MY FAMILY. THE GARDENS BY THE AQUATIC CENTER ARE NO LONGER SAFE
- Security of facilities/walkway
- seems like you are doing a great job
- Send postcard 2x per year - 1/household to go online with QR code for programs and events registration and to find out what you have. I don't even know where to pick up a program to find out if we should/could sign up for events and programs! I don't know what's going on....and would like to.
- Set aside part of the old Canyon Lake school grounds for a community garden. Many families or organizations can use.
- Should not have such a highest for insurance
- Specifically, indoor facilities for softball / baseball practices (quality indoor pitching mounds/lanes, big space to practice long toss, practice base running, etc.)
- Suggestions: Build more connections to the bike path, particularly that run north/south. Plan for bike path connections before land gets developed. Widen the bike path throughout town to a minimum of 10 feet.

Plant more native plants in the parks. Consider creating more community gardens. Overall, the Parks & Recreation Department does an amazing job with the resources they have available! Our parks and greenway are some of the greatest amenities in our community. The Dinosaur Park redo in particular is fantastic. I am fortunate to live within 5 minutes of Skyline - to be able to hike and bike in town and not drive my car to get there is one of the main reasons I live where I do. My hope for the future is that everyone living in Rapid City has access to these same types of amenities (e.g., neighborhood park and bike paths within walking/riding distance of their home).

- Take a look at Spearfish parks. They're doing it right. We often leave Rapid City and travel to Spearfish to use their parks because they're so much better.
- Take of what we gave... Recreation Center needed
- Taxes are extremely high in Rapid City, there is no school choice and my kids don't use the schools but we still pay the high taxes to maintain these services. With all of the revenue coming in, maybe it is time to see how the city is spending money and insuring it is going to the best needed areas. Parks and recreation is very important to a community and with all of the other waste this city seems to have, reallocating money from the waste to what is important should be realized.
- Teens do not have enough activities/ facilities. Over the years I have seen an increase in teen crimes. Need to provide positive alternative activities to teens.
- Thank you guys. You have done a great job.
- Thank you!
- Thanks for all you do. Would love to see more community events, races, concerts, etc.
- THANKS FOR MAKING THIS SURVEY AND REACHING OUT
- Thanks for your hard work! We love all of the MTBs and paths around town. We would love more clean up on the road shoulders but maybe not your area.
- the amount of transits wandering around the parks needs to be monitored. make people feel weird when a whole group of drunks wander about unchecked
- The bike path east of Executive Golf Course is not a place that I feel remotely safe using. Too many crime and harassment issues... I have witnessed men urinating along the trail and into the Roosevelt Swim Pond, people openly drinking, lots of trash and drug/alcohol materials. It is a shame that a small group of individuals are allowed to make half of our beautiful greenway trail system unusable for families and individuals.
- The bike path is one of Rapid City's best assets. Maintaining/improving/expanding it should be a top priority of the city. It can be used to enhance the connectivity between parks, neighborhoods, and businesses in a synergistic way that improves the value of each. It should be possible for more people to bike to work, school, the grocery store, the coffee shop, etc. This will alleviate traffic issues and improve community health.
- The city is growing rapidly. The focus on the west side of town is obvious and frustrating. The south and east side are neglected in many parks and recs areas. A large park is needed in the valley and on the south side. Not just a playground stuck on a piece of property but an actual thoughtful park. The park at memorial park is beautiful, but increased security is needed. Additionally, tying downtown into that park would be an excellent idea for tourists and residents alike. More sidewalks and bike paths to connect all of these areas is critical as well. I LOVE our parks and rec areas, we just need more of them and more effort given to areas outside of the west side of town.
- The east side of the city does not have any access to pools, parks, or a bike path without crossing Catron Blvd and driving several miles. I have been in my current home in the Elks Crossing area for 13 years with not one single improvement in our neighborhood despite paying the same taxes as the rest of the city.
- The geese are over-running all our parks and locations. We need to start aggressively controlling there population. They are messy and aggressive when defending young. Have witnessed attacks as well as the grotesque feces they leave everywhere. Ruining our lands. Parks, golf, beaches. Everywhere.
- The greenway is a great resources but we need connection to it. We end up loading up our bikes as a family and driving to the greenway when we live less than a mile away. We don't feel we can safely ride to the greenway.

- The Park's and Rec department is doing a really good job maintaining the parks in Rapid City! My only suggestion is to work to find funding to protect Rapid Creek.
- The parks and recreation shop at Sioux Park is an eyesore. It seems like it should be relocated to an area that isn't in the middle of the park.
- The playgrounds and parks in MN are in every neighborhood. Privatize your weed maintenance to help kill weeds. Allow limited commercial development along creek greenway. It would be lovely to take a walk or bike ride along the creek and stop to have lunch or a beverage. Most other cities have pizza places, breweries, etc. it is so fun and monies could help park development.
- The Rapid City Parks Department has done a marvelous job of maintaining the lovely green space the city has to offer. I think a lot can be done to foster a relationship with the youth of the city, particularly those between the ages of 13-16 years old. There are few programs available that might be of interest to them. Sure, we've got the Club for Boys (maintained outside of City funds) and some skate parks, but what has been done to explore opportunities provided to those aged kids in communities similar to ours? What is Lincoln, NE or Topeka, KS providing for their teens? KidStop is offered through the YMCA, but are there programs that would be attractive to teens before or after school during the school year? Not really. Skate Parks are for a limited number of kids. How about working with SD Mines to develop a coding club or exploring opportunities in some of the newer Olympic Sports? Additionally, offering adult wellness programs at 5 or 5:30 a.m. would be of great benefit for those adults who need to get kid to school or get to work by 7:30.
- The security and upkeep of existing parks has to be better. Homelessness has no place in our public recreational facilities
- The trail maintenance crews could reach out for volunteer support and should be aware of how to properly work on and maintain trails. Much of the trail work currently in process could use better guidance and would improve the longevity of our trail systems
- The trash bins at Robbinsdale are badly placed. This is an easy solution to the level of trash on playgrounds. They are placed by the curb to serve the lazy park workers who don't want to get out of their trucks. They would be more useful near the playgrounds. The workers can use their legs to get out their trucks, walk to the bins, walk with the bins back to the trucks, walk back with the bins, and walk one final time to the trucks. I'm including specific suggestions on the process since I tried to tell this once to a park worker and he treated me like I was speaking a foreign language.
- There are many short connections that could easily be made to connect some of the outlying neighborhoods to the bike path (i.e. red rock to Sheridan lake road via the wildwood row) that could be done easily and cheaply but would be a large impact
- THERE IS TOO MUCH OF SOME THINGS-TENNIS COURTS, SOCCER FIELDS AND HARDLY ANY PICKLEBALL COURTS AND BASKETBALL COURTS
- They really need more security. Loud boom boxes on football field , bikes on tracks, skateboards on new tennis courts, cars with teens littering and playing music too loud all seen at Sioux Park.
- UPKEEP OF CURRENT PARKS. MAKE THEM AESTHETICALLY PLEASING AND DESIREABLE
- Utilize School playgrounds as neighborhood parks
- Value and support community's involvement in growing sports, i.e. rugby. As a fan of rugby, I really enjoy when the local club plays in Rapid City.
- WAY MORE SWIMMING -YOUTH-CLASSES. IT IS A NIGHTMARE TO GET IN
- Ways to help with the rapid city greenhouse or helping plant in the late spring
- WE ARE SO GRATEFUL FOR OUR PARKS, THE BIKE PATHS AND TRAILS. OUR FAMILY USES THEM 6-7 DAYS A WEEK. MORE FRUIT TREES PLEASE
- We chose to live in RC because of the a availability of parks and walking/bike paths
- We love all the parks, walking paths, trails, etc. I think if it were just easier to get information and book shelters and classes, we'd be very satisfied. New facilities and improving upon what we have is great if it is doable.
- we need more indoor pool facilities. Roosevelt is not big enough to serve our growing city. We need to cover our outdoor pool at Roosevelt or build additional indoor pool facilities.

- We need more indoor pool space so lap swimmers can use the pool in the evening after work. Give the swim team their own space! Same for the ice rink. Such limited times for open skate due to lessons, hockey, etc. It discourages public use of the facility.
- We need more options to bike/walk as a family. Greenway space is so important!! As well as the safety on that space. Half of the space in rapid creek is not usable due to safety concerns
- We need more parks on the east side - near Elks Crossing, which is still in city limits. Additionally, this community could really benefit from more walking paths and green spaces in neighborhood areas.
- We really need more parks on the East side of town that are accessible to neighborhoods. We would also love to see more outdoor pools. Every time we try to go to one they are full! We would also love to see a fully fenced in dog park.
- We really need to battle homeless population from loitering, especially Memorial Park which I avoid. Safety.
- We would like to see summertime outdoor water classes for seniors in the mornings! We never know what's happening with programming because social media posts are not updated and there is very little information out to know what's offered. I walk daily in the parks and appreciate our city employees/parks and rec employees! They do a great job keeping up with everything they have to do!
- We would love more indoor rec activities for indoor soccer and tennis. The parks look great and we appreciate all the time, effort and funds supporting fishing, playgrounds, biking and hiking.
- We'd love to see more connectivity for people who walk and bike. More clearly designated bike lanes, lock up points, more connected sidewalks that don't end in a curb or a bunch of gravel. We'd love to see our existing playgrounds and parks maintained for years to come! We'd also love to subsidize city athletic options for kids and teens so there's no fee to play soccer or volleyball or basketball or those sports. We'd love to use tax dollars to make the pools less expensive too!
- Winter accessible bathrooms in the parks (maybe porta potties) better security along bike trails and decrease homeless in the parks.
- Work with public transportation to provide services to all parks. Example- Vickie Powers Park
- Yes, definitely putting ATTENTION into the South side of town. I am a born & raised citizen of Rapid City all my life. Lived in this south area of growing up & bought home, raised my children The TINY amount we have in this area is beyond disgusting & disgusting for ALL AGES. The fact one needs to go to another area of Rapid City is not acceptable!!! Has been neglected forever & I want to see MY TAX dollars in South side of the city before I die!!!!
- YES, KEEP BATHROOMS AT PARKS OPEN ALL YEAR
- Yes-please consider putting more bigger parks with more playground equipment on the Westside of town-Sioux Park is always over run with people and there is not enough playground equipment for the kids to play. Please add another big playground area at Canyon Lake Park as this is another very high traffic area that is constantly busy with families. Please fix the rundown Outdoor Campus and restore it to its former glory with a new tree house, play area with mud kitchen area and activities for the kiddos to do. It used to be so much fun there and it's sad to see how unkempt and bare it is now with no life. Please consider adding another large park/playground area on the Westside of town-maybe by Catron/Sheridan Lake road as this area is booming with lots of new construction and families. Please improve the parks that we have and add more playgrounds to the Rapid City area. Again, it is so strange to travel to the Eastern side of the state and see playgrounds that are double and sometimes even triple the size of the ones in Rapid City but in much smaller, way less populated towns. Please make more bigger playgrounds and parks that actually reflect the size of Rapid City.
- You are doing a good job! I especially like the dog park near the fish hatchery. It's the best dog park I've ever seen!!!
- You could partner with GF Parks and NRA to build a large shooting range near Rapid City.
- YOUR GARDENS THROUGHOUT THE CITY ARE BEAUTIFUL-THANK YOU



5

Tabular Data

Q1. Counting yourself, how many people in your household are...

| | Mean | Sum |
|-------------|------|------|
| number | 2.7 | 1405 |
| Under age 5 | 0.2 | 100 |
| Ages 5-9 | 0.2 | 104 |
| Ages 10-14 | 0.2 | 111 |
| Ages 15-19 | 0.2 | 86 |
| Ages 20-24 | 0.1 | 55 |
| Ages 25-34 | 0.4 | 187 |
| Ages 35-44 | 0.4 | 219 |
| Ages 45-54 | 0.3 | 171 |
| Ages 55-64 | 0.3 | 171 |
| Ages 65-79 | 0.3 | 177 |
| Ages 80+ | 0.0 | 24 |

Q2. Have you or any members of your household visited any parks offered by Rapid City Parks and Recreation during the past year?

| Q2. Have your household members visited any parks offered by Rapid City Parks & Recreation during past year | Number | Percent |
|---|--------|---------|
| Yes | 497 | 95.8 % |
| No | 22 | 4.2 % |
| Total | 519 | 100.0 % |

Q2a. How would you rate the overall quality of the parks offered by Rapid City Parks and Recreation that you and the members of your household have visited?

| Q2a. How would you rate overall quality of parks offered by Rapid City Parks & Recreation your household members have visited | Number | Percent |
|---|--------|---------|
| Excellent | 145 | 29.2 % |
| Good | 284 | 57.1 % |
| Fair | 60 | 12.1 % |
| Poor | 7 | 1.4 % |
| Not provided | 1 | 0.2 % |
| Total | 497 | 100.0 % |

WITHOUT "NOT PROVIDED"**Q2a. How would you rate the overall quality of the parks offered by Rapid City Parks and Recreation that you and the members of your household have visited? (without "not provided")**

| Q2a. How would you rate overall quality of parks offered by Rapid City Parks & Recreation your household members have visited | Number | Percent |
|---|--------|---------|
| Excellent | 145 | 29.2 % |
| Good | 284 | 57.3 % |
| Fair | 60 | 12.1 % |
| Poor | 7 | 1.4 % |
| Total | 496 | 100.0 % |

Q2b. If your household members do NOT visit any Rapid City Parks and Recreation parks in a typical year, please CHECK ALL the following reasons why you do NOT visit.

| Q2b. Reasons why you do not visit any Rapid City Parks & Recreation parks | Number | Percent |
|---|--------|---------|
| Use other City, State, private or HOA items | 1 | 4.5 % |
| Too far to walk or bike | 5 | 22.7 % |
| Not aware of park or facility locations | 1 | 4.5 % |
| Lack of features we want to use | 2 | 9.1 % |
| Do not feel safe using parks/facilities | 4 | 18.2 % |
| Lack of transportation | 1 | 4.5 % |
| Lack of restrooms | 1 | 4.5 % |
| Fees are too high/lack of financial assistance | 2 | 9.1 % |
| Health-related concerns | 3 | 13.6 % |
| Lack of recreation programs | 1 | 4.5 % |
| Other | 4 | 18.2 % |
| Total | 25 | |

Q3. Have you or any members of your household participated in any recreation programs or events offered and/or hosted by Rapid City Parks and Recreation during the past year?

Q3. Have your household members participated in any recreation programs or events offered and/or hosted by Rapid City Parks & Recreation

| | Number | Percent |
|-------|--------|---------|
| Yes | 215 | 41.4 % |
| No | 304 | 58.6 % |
| Total | 519 | 100.0 % |

Q3a. How would you rate the overall quality of the recreation programs or events offered by Rapid City Parks and Recreation that you and the members of your household have participated in?

Q3a. How would you rate overall quality of recreation programs or events in which your household members have participated

| | Number | Percent |
|--------------|--------|---------|
| Excellent | 59 | 27.4 % |
| Good | 118 | 54.9 % |
| Fair | 35 | 16.3 % |
| Poor | 2 | 0.9 % |
| Not provided | 1 | 0.5 % |
| Total | 215 | 100.0 % |

WITHOUT "NOT PROVIDED"

Q3a. How would you rate the overall quality of the recreation programs or events offered by Rapid City Parks and Recreation that you and the members of your household have participated in? (without "not provided")

Q3a. How would you rate overall quality of recreation programs or events in which your household members have participated

| | Number | Percent |
|-----------|--------|---------|
| Excellent | 59 | 27.6 % |
| Good | 118 | 55.1 % |
| Fair | 35 | 16.4 % |
| Poor | 2 | 0.9 % |
| Total | 214 | 100.0 % |

Q3b. If your household members do NOT participate in any Rapid City Parks and Recreation programs or events during a typical year, please CHECK ALL of the following reasons why you have NOT participated.

Q3b. Reasons why your household members have not participated in any Rapid City Parks & Recreation programs or event

| | Number | Percent |
|--|--------|---------|
| I don't know what is offered | 192 | 63.2 % |
| Use programs of other agencies | 15 | 4.9 % |
| Lack of quality programs | 12 | 3.9 % |
| Prefer individual activities | 42 | 13.8 % |
| Too far from home | 10 | 3.3 % |
| Program times are not convenient | 26 | 8.6 % |
| Classes are full | 17 | 5.6 % |
| Safety concerns | 11 | 3.6 % |
| Fees are too high | 14 | 4.6 % |
| Prefer virtual programming | 1 | 0.3 % |
| Do not feel welcomed/accommodated | 6 | 2.0 % |
| Programs offered don't match interests | 40 | 13.2 % |
| Registration is difficult | 9 | 3.0 % |
| Lack of transportation | 5 | 1.6 % |
| Too busy/not interested | 65 | 21.4 % |
| Language/cultural/age barriers | 1 | 0.3 % |
| Lack of recreation facilities | 11 | 3.6 % |
| Parking issues | 3 | 1.0 % |
| Participate in private sports leagues | 14 | 4.6 % |
| Total | 494 | |

Q4. From the following list, please CHECK ALL organizations you or members of your household have used for recreation and/or sports activities during the past year.

| Q4. Organizations your household members have used for recreation and/or sports activities during past year | Number | Percent |
|---|--------|---------|
| Rapid City Parks & Recreation | 355 | 68.4 % |
| The Club for Boys, Girls, Inc. | 30 | 5.8 % |
| Youth & Family Services | 17 | 3.3 % |
| School Districts | 147 | 28.3 % |
| Private sports leagues | 118 | 22.7 % |
| YMCA | 96 | 18.5 % |
| Places of worship | 128 | 24.7 % |
| Neighboring communities | 101 | 19.5 % |
| Private clubs (tennis, golf, fitness, dance) | 125 | 24.1 % |
| South Dakota State Recreation Areas | 257 | 49.5 % |
| Community colleges/universities | 57 | 11.0 % |
| Homeowners association/apartment complex | 49 | 9.4 % |
| Other | 52 | 10.0 % |
| None of these | 40 | 7.7 % |
| Total | 1572 | |

WITHOUT "NONE OF THESE"

Q4. From the following list, please CHECK ALL organizations you or members of your household have used for recreation and/or sports activities during the past year. (without "none of these")

| Q4. Organizations your household members have used for recreation and/or sports activities during past year | Number | Percent |
|---|--------|---------|
| Rapid City Parks & Recreation | 355 | 74.1 % |
| South Dakota State Recreation Areas | 257 | 53.7 % |
| School Districts | 147 | 30.7 % |
| Places of worship | 128 | 26.7 % |
| Private clubs (tennis, golf, fitness, dance) | 125 | 26.1 % |
| Private sports leagues | 118 | 24.6 % |
| Neighboring communities | 101 | 21.1 % |
| YMCA | 96 | 20.0 % |
| Community colleges/universities | 57 | 11.9 % |
| Other | 52 | 10.9 % |
| Homeowners association/apartment complex | 49 | 10.2 % |
| The Club for Boys, Girls, Inc. | 30 | 6.3 % |
| Youth & Family Services | 17 | 3.5 % |
| Total | 1532 | |

Q5. From the following list, please CHECK ALL the ways YOU CURRENTLY LEARN about Rapid City Parks and Recreation.

| Q5. Ways you currently learn about Rapid City Parks & Recreation | Number | Percent |
|--|--------|---------|
| Parks & Recreation Program Guide | 132 | 25.4 % |
| Website | 179 | 34.5 % |
| Newspaper | 50 | 9.6 % |
| Radio | 53 | 10.2 % |
| TV | 97 | 18.7 % |
| At parks or facilities | 139 | 26.8 % |
| From friends or neighbors | 221 | 42.6 % |
| Social media (Facebook, X/Twitter) | 257 | 49.5 % |
| Staff | 30 | 5.8 % |
| Other | 18 | 3.5 % |
| Total | 1176 | |

Q5-10. Other:

| Q5-10. Other | Number | Percent |
|--|--------|---------|
| Black Hills bike hub | 1 | 5.6 % |
| By going to the parks | 1 | 5.6 % |
| Email | 1 | 5.6 % |
| Instagram | 1 | 5.6 % |
| Member of Urban Wildlife Committee meetings | 1 | 5.6 % |
| SDSU Master Gardeners took a tour of the new greenhouse | 1 | 5.6 % |
| I go to the park all the time | 1 | 5.6 % |
| Friends | 1 | 5.6 % |
| Word of mouth | 1 | 5.6 % |
| COST | 1 | 5.6 % |
| MAILING FROM RECS | 1 | 5.6 % |
| FLYERS | 1 | 5.6 % |
| Brochures | 1 | 5.6 % |
| Schools | 1 | 5.6 % |
| Mail | 1 | 5.6 % |
| Rarely spend time online and don't see many posts via social media | 1 | 5.6 % |
| LOST AND FOUND | 1 | 5.6 % |
| COMM EDUCATION | 1 | 5.6 % |
| Total | 18 | 100.0 % |

Q6. The costs to provide recreation programs are funded through a combination of participant fees and general tax revenues. The following are categories of programs offered by Rapid City Parks and Recreation. For each program category, please indicate what percent of the program costs should be paid by taxes and what percent by user fees.

(N=519)

| | 100% taxes, 0% fees | 75% taxes, 25% fees | 50% taxes, 50% fees | 25% taxes, 75% fees | 0% taxes, 100% fees | Don't know |
|--|------------------------|------------------------|------------------------|------------------------|------------------------|------------|
| Q6-1. Youth sports programs & leagues | 9.4% | 25.8% | 29.9% | 15.8% | 8.1% | 11.0% |
| Q6-2. Adult sports leagues | 1.2% | 6.6% | 22.0% | 27.7% | 31.4% | 11.2% |
| Q6-3. Aquatics Center passes (pools, fitness classes, racquetball) | 2.3% | 14.5% | 38.3% | 18.7% | 14.6% | 11.6% |
| Q6-4. Adult classes (exercise, arts, dance, etc.) | 1.3% | 8.7% | 25.8% | 24.9% | 27.7% | 11.6% |
| Q6-5. Youth classes (arts, dance, etc.) | 11.2% | 27.4% | 26.8% | 14.5% | 9.4% | 10.8% |
| Q6-6. Senior adults classes | 14.1% | 22.2% | 27.0% | 13.7% | 11.8% | 11.4% |
| Q6-7. Programs for low-income residents | 28.3% | 27.4% | 20.0% | 7.3% | 6.0% | 11.0% |
| Q6-8. Programs for special populations/ disabled | 35.3% | 27.0% | 16.8% | 5.8% | 3.9% | 11.4% |
| Q6-9. Special events & festivals | 9.4% | 11.2% | 30.3% | 18.1% | 17.1% | 13.9% |
| Q6-10. Golf passes | 1.3% | 3.1% | 13.7% | 18.1% | 52.6% | 11.2% |

WITHOUT "DON'T KNOW"

Q6. The costs to provide recreation programs are funded through a combination of participant fees and general tax revenues. The following are categories of programs offered by Rapid City Parks and Recreation. For each program category, please indicate what percent of the program costs should be paid by taxes and what percent by user fees. (without "don't know")

(N=519)

| | 100% taxes, 0% fees | 75% taxes, 25% fees | 50% taxes, 50% fees | 25% taxes, 75% fees | 0% taxes, 100% fees |
|--|------------------------|------------------------|------------------------|------------------------|------------------------|
| Q6-1. Youth sports programs & leagues | 10.6% | 29.0% | 33.5% | 17.7% | 9.1% |
| Q6-2. Adult sports leagues | 1.3% | 7.4% | 24.7% | 31.2% | 35.4% |
| Q6-3. Aquatics Center passes (pools, fitness classes, racquetball) | 2.6% | 16.3% | 43.4% | 21.1% | 16.6% |
| Q6-4. Adult classes (exercise, arts, dance, etc.) | 1.5% | 9.8% | 29.2% | 28.1% | 31.4% |
| Q6-5. Youth classes (arts, dance, etc.) | 12.5% | 30.7% | 30.0% | 16.2% | 10.6% |
| Q6-6. Senior adults classes | 15.9% | 25.0% | 30.4% | 15.4% | 13.3% |
| Q6-7. Programs for low-income residents | 31.8% | 30.7% | 22.5% | 8.2% | 6.7% |
| Q6-8. Programs for special populations/ disabled | 39.8% | 30.4% | 18.9% | 6.5% | 4.3% |
| Q6-9. Special events & festivals | 11.0% | 13.0% | 35.1% | 21.0% | 19.9% |
| Q6-10. Golf passes | 1.5% | 3.5% | 15.4% | 20.4% | 59.2% |

Q7a-1. Which of the following best describes your preference:

(N=519)

| | Natural (low or no mow vegetation) | 5 | 4 | 3 | 2 | Manicured turf (mowed) | Not provided |
|--|------------------------------------|-------|-------|-------|-------|------------------------|--------------|
| Q7a-1. Which following best describes the operational strategy you think City should take regarding the upkeep of greenway & community parks | 9.8% | 10.6% | 20.0% | 24.3% | 18.9% | 15.6% | 0.8% |

WITHOUT "NOT PROVIDED"

Q7a-1. Which of the following best describes your preference: (without "not provided")

(N=519)

| | Natural (low or no mow vegetation) | 5 | 4 | 3 | 2 | Manicured turf (mowed) |
|--|------------------------------------|-------|-------|-------|-------|------------------------|
| Q7a-1. Which following best describes the operational strategy you think City should take regarding the upkeep of greenway & community parks | 9.9% | 10.7% | 20.2% | 24.5% | 19.0% | 15.7% |

Q7b-1. Which of the following best describes your preference:

(N=519)

| | Active sports (soccer, baseball, etc.) | 5 | 4 | 3 | 2 | Nature activities (bird watching, hiking, etc.) | Not provided |
|---|--|------|-------|-------|-------|---|--------------|
| Q7b-1. Rapid City Parks & Recreation should offer amenities & spaces for... | 9.4% | 7.1% | 26.6% | 25.6% | 12.1% | 16.8% | 2.3% |

WITHOUT "NOT PROVIDED"

Q7b-1. Which of the following best describes your preference: (without "not provided")

(N=519)

| | Active sports (soccer, baseball, etc.) | 5 | 4 | 3 | 2 | Nature activities (bird watching, hiking, etc.) |
|---|--|------|-------|-------|-------|---|
| Q7b-1. Rapid City Parks & Recreation should offer amenities & spaces for... | 9.7% | 7.3% | 27.2% | 26.2% | 12.4% | 17.2% |

Q8. A variety of recreation facilities and amenities are listed below that are already offered in the community or may be offered in the future. Please indicate how well your needs for each facility or amenity are met on a scale of 4 to 1, where 4 means your needs are "Fully Met" and 1 means your needs are "Not Met" at all.

(N=519)

| | Fully met | Mostly met | Partly met | Not met | No need |
|--|--------------|--------------|--------------|-------------|-------------|
| Q8-1. ADA accessible/inclusive play features & park structures | 6.0% | 14.6% | 14.5% | 2.7% | 62.2% |
| Q8-2. Archery facility | 8.5% | 9.1% | 7.1% | 7.3% | 68.0% |
| Q8-3. Community gardens | 16.4% | 22.2% | 18.7% | 7.9% | 34.9% |
| Q8-4. Community recreation building/space | 9.2% | 28.3% | 27.0% | 8.7% | 26.8% |
| Q8-5. Diamond sports fields (e.g., baseball, softball) | 19.7% | 22.2% | 6.2% | 3.3% | 48.7% |
| Q8-6. Disc golf courses | 20.0% | 21.4% | 10.2% | 1.5% | 46.8% |
| Q8-7. Fishing areas | 15.0% | 27.2% | 15.4% | 3.3% | 39.1% |
| Q8-8. Golf simulator | 3.9% | 6.0% | 4.0% | 11.8% | 74.4% |
| Q8-9. Indoor fitness & wellness spaces | 11.8% | 22.4% | 21.2% | 16.2% | 28.5% |
| Q8-10. Indoor ice rink | 25.6% | 16.8% | 8.5% | 4.2% | 44.9% |
| Q8-11. Indoor pool space | 26.8% | 27.0% | 16.2% | 6.2% | 23.9% |
| Q8-12. Indoor sports courts or other indoor sporting practice facilities | 7.5% | 15.6% | 20.0% | 15.8% | 41.0% |
| Q8-13. Large community parks | 34.1% | 38.2% | 13.1% | 5.4% | 9.2% |
| Q8-14. Natural areas & greenways | 31.6% | 36.6% | 17.1% | 5.2% | 9.4% |
| Q8-15. Neighborhood parks | 23.5% | 31.4% | 24.3% | 12.1% | 8.7% |
| Q8-16. Non-motorized boat launches | 7.5% | 10.2% | 11.8% | 7.5% | 63.0% |
| Q8-17. Off-leash dog parks | 13.9% | 17.3% | 18.3% | 7.3% | 43.2% |
| Q8-18. Open lawn areas | 24.9% | 35.5% | 15.0% | 2.7% | 22.0% |
| Q8-19. Outdoor basketball courts | 11.8% | 18.9% | 14.1% | 4.8% | 50.5% |
| Q8-20. Outdoor fitness equipment | 6.2% | 10.0% | 17.0% | 17.0% | 49.9% |
| Q8-21. Outdoor ice rink | 14.3% | 15.4% | 16.8% | 6.7% | 46.8% |
| Q8-22. Outdoor pools/aquatic center | 30.6% | 28.3% | 12.7% | 4.2% | 24.1% |

Q8. A variety of recreation facilities and amenities are listed below that are already offered in the community or may be offered in the future. Please indicate how well your needs for each facility or amenity are met on a scale of 4 to 1, where 4 means your needs are "Fully Met" and 1 means your needs are "Not Met" at all.

| | Fully met | Mostly met | Partly met | Not met | No need |
|--|-----------|------------|------------|---------|---------|
| Q8-23. Outdoor public art | 11.9% | 18.1% | 23.3% | 12.7% | 33.9% |
| Q8-24. Outdoor tennis courts | 25.0% | 16.8% | 9.6% | 2.1% | 46.4% |
| Q8-25. Paved connectivity trails for bikes & pedestrians | 22.0% | 30.6% | 22.7% | 13.1% | 11.6% |
| Q8-26. Paved walking trails within parks | 28.1% | 34.7% | 20.2% | 5.2% | 11.8% |
| Q8-27. Pickleball courts | 9.6% | 11.6% | 15.4% | 9.2% | 54.1% |
| Q8-28. Picnic areas & park shelters | 24.1% | 37.8% | 22.4% | 5.0% | 10.8% |
| Q8-29. Playground areas | 20.2% | 30.3% | 16.2% | 5.4% | 27.9% |
| Q8-30. Rectangular sports fields (e.g., soccer, lacrosse, rugby, ultimate frisbee, etc.) | 12.7% | 21.4% | 12.5% | 5.2% | 48.2% |
| Q8-31. Restrooms | 13.3% | 32.6% | 34.5% | 11.4% | 8.3% |
| Q8-32. Rock climbing wall | 2.5% | 4.4% | 6.7% | 28.7% | 57.6% |
| Q8-33. Senior indoor & outdoor activity areas | 6.6% | 10.4% | 20.2% | 12.1% | 50.7% |
| Q8-34. Skate parks/pump tracks | 6.6% | 8.1% | 14.8% | 12.7% | 57.8% |
| Q8-35. Splash pads/interactive water play or features | 10.2% | 15.2% | 20.4% | 13.5% | 40.7% |
| Q8-36. Teen indoor & outdoor activity areas | 3.5% | 7.1% | 19.1% | 18.1% | 52.2% |
| Q8-37. Unpaved hiking trails | 19.7% | 29.3% | 22.2% | 6.7% | 22.2% |
| Q8-38. Unpaved mountain biking trails | 15.0% | 18.3% | 15.2% | 5.6% | 45.9% |
| Q8-39. Water access | 13.3% | 26.4% | 20.8% | 6.4% | 33.1% |
| Q8-40. Other | 0.2% | 1.0% | 1.0% | 5.4% | 92.5% |

WITHOUT "NO NEED"

Q8. A variety of recreation facilities and amenities are listed below that are already offered in the community or may be offered in the future. Please indicate how well your needs for each facility or amenity are met on a scale of 4 to 1, where 4 means your needs are "Fully Met" and 1 means your needs are "Not Met" at all. (without "no need")

(N=519)

| | Fully met | Mostly met | Partly met | Not met |
|--|--------------|--------------|--------------|-------------|
| Q8-1. ADA accessible/inclusive play features & park structures | 15.8% | 38.8% | 38.3% | 7.1% |
| Q8-2. Archery facility | 26.5% | 28.3% | 22.3% | 22.9% |
| Q8-3. Community gardens | 25.1% | 34.0% | 28.7% | 12.1% |
| Q8-4. Community recreation building/space | 12.6% | 38.7% | 36.8% | 11.8% |
| Q8-5. Diamond sports fields (e.g., baseball, softball) | 38.3% | 43.2% | 12.0% | 6.4% |
| Q8-6. Disc golf courses | 37.7% | 40.2% | 19.2% | 2.9% |
| Q8-7. Fishing areas | 24.7% | 44.6% | 25.3% | 5.4% |
| Q8-8. Golf simulator | 15.0% | 23.3% | 15.8% | 45.9% |
| Q8-9. Indoor fitness & wellness spaces | 16.4% | 31.3% | 29.6% | 22.6% |
| Q8-10. Indoor ice rink | 46.5% | 30.4% | 15.4% | 7.7% |
| Q8-11. Indoor pool space | 35.2% | 35.4% | 21.3% | 8.1% |
| Q8-12. Indoor sports courts or other indoor sporting practice facilities | 12.7% | 26.5% | 34.0% | 26.8% |
| Q8-13. Large community parks | 37.6% | 42.0% | 14.4% | 5.9% |
| Q8-14. Natural areas & greenways | 34.9% | 40.4% | 18.9% | 5.7% |
| Q8-15. Neighborhood parks | 25.7% | 34.4% | 26.6% | 13.3% |
| Q8-16. Non-motorized boat launches | 20.3% | 27.6% | 31.8% | 20.3% |
| Q8-17. Off-leash dog parks | 24.4% | 30.5% | 32.2% | 12.9% |
| Q8-18. Open lawn areas | 31.9% | 45.4% | 19.3% | 3.5% |
| Q8-19. Outdoor basketball courts | 23.7% | 38.1% | 28.4% | 9.7% |
| Q8-20. Outdoor fitness equipment | 12.3% | 20.0% | 33.8% | 33.8% |
| Q8-21. Outdoor ice rink | 26.8% | 29.0% | 31.5% | 12.7% |
| Q8-22. Outdoor pools/aquatic center | 40.4% | 37.3% | 16.8% | 5.6% |

WITHOUT "NO NEED"

Q8. A variety of recreation facilities and amenities are listed below that are already offered in the community or may be offered in the future. Please indicate how well your needs for each facility or amenity are met on a scale of 4 to 1, where 4 means your needs are "Fully Met" and 1 means your needs are "Not Met" at all. (without "no need")

| | Fully met | Mostly met | Partly met | Not met |
|--|-----------|------------|------------|---------|
| Q8-23. Outdoor public art | 18.1% | 27.4% | 35.3% | 19.2% |
| Q8-24. Outdoor tennis courts | 46.8% | 31.3% | 18.0% | 4.0% |
| Q8-25. Paved connectivity trails for bikes & pedestrians | 24.8% | 34.6% | 25.7% | 14.8% |
| Q8-26. Paved walking trails within parks | 31.9% | 39.3% | 22.9% | 5.9% |
| Q8-27. Pickleball courts | 21.0% | 25.2% | 33.6% | 20.2% |
| Q8-28. Picnic areas & park shelters | 27.0% | 42.3% | 25.1% | 5.6% |
| Q8-29. Playground areas | 28.1% | 42.0% | 22.5% | 7.5% |
| Q8-30. Rectangular sports fields (e.g., soccer, lacrosse, rugby, ultimate frisbee, etc.) | 24.5% | 41.3% | 24.2% | 10.0% |
| Q8-31. Restrooms | 14.5% | 35.5% | 37.6% | 12.4% |
| Q8-32. Rock climbing wall | 5.9% | 10.5% | 15.9% | 67.7% |
| Q8-33. Senior indoor & outdoor activity areas | 13.3% | 21.1% | 41.0% | 24.6% |
| Q8-34. Skate parks/pump tracks | 15.5% | 19.2% | 35.2% | 30.1% |
| Q8-35. Splash pads/interactive water play or features | 17.2% | 25.6% | 34.4% | 22.7% |
| Q8-36. Teen indoor & outdoor activity areas | 7.3% | 14.9% | 39.9% | 37.9% |
| Q8-37. Unpaved hiking trails | 25.2% | 37.6% | 28.5% | 8.7% |
| Q8-38. Unpaved mountain biking trails | 27.8% | 33.8% | 28.1% | 10.3% |
| Q8-39. Water access | 19.9% | 39.5% | 31.1% | 9.5% |
| Q8-40. Other | 2.6% | 12.8% | 12.8% | 71.8% |

Q9. Which FOUR facilities/amenities from the list in Question 8 are MOST IMPORTANT to your household?

| Q9. Top choice | Number | Percent |
|---|--------|---------|
| ADA accessible/inclusive play features & park structures | 13 | 2.5 % |
| Archery facility | 7 | 1.3 % |
| Community gardens | 19 | 3.7 % |
| Community recreation building/space | 11 | 2.1 % |
| Diamond sports fields (e.g., baseball, softball) | 12 | 2.3 % |
| Disc golf courses | 8 | 1.5 % |
| Fishing areas | 12 | 2.3 % |
| Indoor fitness & wellness spaces | 14 | 2.7 % |
| Indoor ice rink | 11 | 2.1 % |
| Indoor pool space | 26 | 5.0 % |
| Indoor sports courts or other indoor sporting practice facilities | 15 | 2.9 % |
| Large community parks | 37 | 7.1 % |
| Natural areas & greenways | 38 | 7.3 % |
| Neighborhood parks | 37 | 7.1 % |
| Non-motorized boat launches | 1 | 0.2 % |
| Off-leash dog parks | 20 | 3.9 % |
| Open lawn areas | 1 | 0.2 % |
| Outdoor basketball courts | 1 | 0.2 % |
| Outdoor ice rink | 2 | 0.4 % |
| Outdoor pools/aquatic center | 9 | 1.7 % |
| Outdoor public art | 3 | 0.6 % |
| Outdoor tennis courts | 3 | 0.6 % |
| Paved connectivity trails for bikes & pedestrians | 29 | 5.6 % |
| Paved walking trails within parks | 14 | 2.7 % |
| Pickleball courts | 10 | 1.9 % |
| Picnic areas & park shelters | 4 | 0.8 % |
| Playground areas | 29 | 5.6 % |
| Rectangular sports fields (e.g., soccer, lacrosse, rugby, ultimate frisbee, etc.) | 5 | 1.0 % |
| Restrooms | 9 | 1.7 % |
| Rock climbing wall | 7 | 1.3 % |
| Senior indoor & outdoor activity areas | 6 | 1.2 % |
| Skate parks/pump tracks | 2 | 0.4 % |
| Splash pads/interactive water play or features | 5 | 1.0 % |
| Teen indoor & outdoor activity areas | 4 | 0.8 % |
| Unpaved hiking trails | 34 | 6.6 % |
| Unpaved mountain biking trails | 17 | 3.3 % |
| Water access | 6 | 1.2 % |
| None chosen | 38 | 7.3 % |
| Total | 519 | 100.0 % |

Q9. Which FOUR facilities/amenities from the list in Question 8 are MOST IMPORTANT to your household?

| <u>Q9. 2nd choice</u> | <u>Number</u> | <u>Percent</u> |
|---|---------------|----------------|
| ADA accessible/inclusive play features & park structures | 7 | 1.3 % |
| Archery facility | 3 | 0.6 % |
| Community gardens | 17 | 3.3 % |
| Community recreation building/space | 12 | 2.3 % |
| Diamond sports fields (e.g., baseball, softball) | 10 | 1.9 % |
| Disc golf courses | 7 | 1.3 % |
| Fishing areas | 18 | 3.5 % |
| Golf simulator | 6 | 1.2 % |
| Indoor fitness & wellness spaces | 13 | 2.5 % |
| Indoor ice rink | 3 | 0.6 % |
| Indoor pool space | 26 | 5.0 % |
| Indoor sports courts or other indoor sporting practice facilities | 15 | 2.9 % |
| Large community parks | 22 | 4.2 % |
| Natural areas & greenways | 38 | 7.3 % |
| Neighborhood parks | 37 | 7.1 % |
| Non-motorized boat launches | 1 | 0.2 % |
| Off-leash dog parks | 14 | 2.7 % |
| Open lawn areas | 9 | 1.7 % |
| Outdoor basketball courts | 1 | 0.2 % |
| Outdoor fitness equipment | 4 | 0.8 % |
| Outdoor ice rink | 3 | 0.6 % |
| Outdoor pools/aquatic center | 14 | 2.7 % |
| Outdoor public art | 4 | 0.8 % |
| Outdoor tennis courts | 1 | 0.2 % |
| Paved connectivity trails for bikes & pedestrians | 29 | 5.6 % |
| Paved walking trails within parks | 31 | 6.0 % |
| Pickleball courts | 9 | 1.7 % |
| Picnic areas & park shelters | 8 | 1.5 % |
| Playground areas | 15 | 2.9 % |
| Rectangular sports fields (e.g., soccer, lacrosse, rugby, ultimate frisbee, etc.) | 6 | 1.2 % |
| Restrooms | 20 | 3.9 % |
| Rock climbing wall | 1 | 0.2 % |
| Senior indoor & outdoor activity areas | 8 | 1.5 % |
| Skate parks/pump tracks | 5 | 1.0 % |
| Splash pads/interactive water play or features | 8 | 1.5 % |
| Teen indoor & outdoor activity areas | 3 | 0.6 % |
| Unpaved hiking trails | 31 | 6.0 % |
| Unpaved mountain biking trails | 11 | 2.1 % |
| Water access | 6 | 1.2 % |
| None chosen | 43 | 8.3 % |
| Total | 519 | 100.0 % |

Q9. Which FOUR facilities/amenities from the list in Question 8 are MOST IMPORTANT to your household?

| <u>Q9. 3rd choice</u> | <u>Number</u> | <u>Percent</u> |
|---|---------------|----------------|
| ADA accessible/inclusive play features & park structures | 6 | 1.2 % |
| Archery facility | 2 | 0.4 % |
| Community gardens | 9 | 1.7 % |
| Community recreation building/space | 10 | 1.9 % |
| Diamond sports fields (e.g., baseball, softball) | 7 | 1.3 % |
| Disc golf courses | 5 | 1.0 % |
| Fishing areas | 11 | 2.1 % |
| Golf simulator | 1 | 0.2 % |
| Indoor fitness & wellness spaces | 15 | 2.9 % |
| Indoor ice rink | 3 | 0.6 % |
| Indoor pool space | 19 | 3.7 % |
| Indoor sports courts or other indoor sporting practice facilities | 16 | 3.1 % |
| Large community parks | 37 | 7.1 % |
| Natural areas & greenways | 27 | 5.2 % |
| Neighborhood parks | 26 | 5.0 % |
| Non-motorized boat launches | 3 | 0.6 % |
| Off-leash dog parks | 14 | 2.7 % |
| Open lawn areas | 6 | 1.2 % |
| Outdoor basketball courts | 1 | 0.2 % |
| Outdoor fitness equipment | 2 | 0.4 % |
| Outdoor pools/aquatic center | 14 | 2.7 % |
| Outdoor public art | 8 | 1.5 % |
| Outdoor tennis courts | 5 | 1.0 % |
| Paved connectivity trails for bikes & pedestrians | 46 | 8.9 % |
| Paved walking trails within parks | 12 | 2.3 % |
| Pickleball courts | 14 | 2.7 % |
| Picnic areas & park shelters | 16 | 3.1 % |
| Playground areas | 21 | 4.0 % |
| Rectangular sports fields (e.g., soccer, lacrosse, rugby, ultimate frisbee, etc.) | 3 | 0.6 % |
| Restrooms | 31 | 6.0 % |
| Rock climbing wall | 2 | 0.4 % |
| Senior indoor & outdoor activity areas | 13 | 2.5 % |
| Skate parks/pump tracks | 8 | 1.5 % |
| Splash pads/interactive water play or features | 11 | 2.1 % |
| Teen indoor & outdoor activity areas | 5 | 1.0 % |
| Unpaved hiking trails | 28 | 5.4 % |
| Unpaved mountain biking trails | 6 | 1.2 % |
| Water access | 6 | 1.2 % |
| None chosen | 50 | 9.6 % |
| Total | 519 | 100.0 % |

Q9. Which FOUR facilities/amenities from the list in Question 8 are MOST IMPORTANT to your household?

| Q9. 4th choice | Number | Percent |
|---|------------|----------------|
| ADA accessible/inclusive play features & park structures | 10 | 1.9 % |
| Archery facility | 8 | 1.5 % |
| Community gardens | 15 | 2.9 % |
| Community recreation building/space | 9 | 1.7 % |
| Diamond sports fields (e.g., baseball, softball) | 4 | 0.8 % |
| Disc golf courses | 4 | 0.8 % |
| Fishing areas | 7 | 1.3 % |
| Golf simulator | 6 | 1.2 % |
| Indoor fitness & wellness spaces | 17 | 3.3 % |
| Indoor ice rink | 4 | 0.8 % |
| Indoor pool space | 19 | 3.7 % |
| Indoor sports courts or other indoor sporting practice facilities | 5 | 1.0 % |
| Large community parks | 18 | 3.5 % |
| Natural areas & greenways | 29 | 5.6 % |
| Neighborhood parks | 32 | 6.2 % |
| Non-motorized boat launches | 3 | 0.6 % |
| Off-leash dog parks | 10 | 1.9 % |
| Open lawn areas | 6 | 1.2 % |
| Outdoor basketball courts | 3 | 0.6 % |
| Outdoor fitness equipment | 3 | 0.6 % |
| Outdoor ice rink | 5 | 1.0 % |
| Outdoor pools/aquatic center | 11 | 2.1 % |
| Outdoor public art | 10 | 1.9 % |
| Outdoor tennis courts | 3 | 0.6 % |
| Paved connectivity trails for bikes & pedestrians | 26 | 5.0 % |
| Paved walking trails within parks | 19 | 3.7 % |
| Pickleball courts | 11 | 2.1 % |
| Picnic areas & park shelters | 27 | 5.2 % |
| Playground areas | 13 | 2.5 % |
| Rectangular sports fields (e.g., soccer, lacrosse, rugby, ultimate frisbee, etc.) | 4 | 0.8 % |
| Restrooms | 32 | 6.2 % |
| Rock climbing wall | 3 | 0.6 % |
| Senior indoor & outdoor activity areas | 7 | 1.3 % |
| Skate parks/pump tracks | 3 | 0.6 % |
| Splash pads/interactive water play or features | 5 | 1.0 % |
| Teen indoor & outdoor activity areas | 9 | 1.7 % |
| Unpaved hiking trails | 31 | 6.0 % |
| Unpaved mountain biking trails | 6 | 1.2 % |
| Water access | 11 | 2.1 % |
| None chosen | 71 | 13.7 % |
| Total | 519 | 100.0 % |

Missing Cases = 0

SUM OF TOP FOUR CHOICES**Q9. Which FOUR facilities/amenities from the list in Question 8 are MOST IMPORTANT to your household? (top 4)**

| Q9. Top choice | Number | Percent |
|---|-------------|---------|
| ADA accessible/inclusive play features & park structures | 36 | 6.9 % |
| Archery facility | 20 | 3.9 % |
| Community gardens | 60 | 11.6 % |
| Community recreation building/space | 42 | 8.1 % |
| Diamond sports fields (e.g., baseball, softball) | 33 | 6.4 % |
| Disc golf courses | 24 | 4.6 % |
| Fishing areas | 48 | 9.2 % |
| Golf simulator | 13 | 2.5 % |
| Indoor fitness & wellness spaces | 59 | 11.4 % |
| Indoor ice rink | 21 | 4.0 % |
| Indoor pool space | 90 | 17.3 % |
| Indoor sports courts or other indoor sporting practice facilities | 51 | 9.8 % |
| Large community parks | 114 | 22.0 % |
| Natural areas & greenways | 132 | 25.4 % |
| Neighborhood parks | 132 | 25.4 % |
| Non-motorized boat launches | 8 | 1.5 % |
| Off-leash dog parks | 58 | 11.2 % |
| Open lawn areas | 22 | 4.2 % |
| Outdoor basketball courts | 6 | 1.2 % |
| Outdoor fitness equipment | 9 | 1.7 % |
| Outdoor ice rink | 10 | 1.9 % |
| Outdoor pools/aquatic center | 48 | 9.2 % |
| Outdoor public art | 25 | 4.8 % |
| Outdoor tennis courts | 12 | 2.3 % |
| Paved connectivity trails for bikes & pedestrians | 130 | 25.0 % |
| Paved walking trails within parks | 76 | 14.6 % |
| Pickleball courts | 44 | 8.5 % |
| Picnic areas & park shelters | 55 | 10.6 % |
| Playground areas | 78 | 15.0 % |
| Rectangular sports fields (e.g., soccer, lacrosse, rugby, ultimate frisbee, etc.) | 18 | 3.5 % |
| Restrooms | 92 | 17.7 % |
| Rock climbing wall | 13 | 2.5 % |
| Senior indoor & outdoor activity areas | 34 | 6.6 % |
| Skate parks/pump tracks | 18 | 3.5 % |
| Splash pads/interactive water play or features | 29 | 5.6 % |
| Teen indoor & outdoor activity areas | 21 | 4.0 % |
| Unpaved hiking trails | 124 | 23.9 % |
| Unpaved mountain biking trails | 40 | 7.7 % |
| Water access | 29 | 5.6 % |
| None chosen | 38 | 7.3 % |
| Total | 1912 | |

Q10. A variety of recreation programs and activities are listed below that are already offered in the community or may be offered in the future. Please indicate how well your needs for each program or activity are met on a scale of 4 to 1, where 4 means your needs are "Fully Met" and 1 means your needs are "Not Met" at all.

(N=519)

| | Fully met | Mostly met | Partly met | Not met | No need |
|---|-----------|------------|------------|---------|---------|
| Q10-1. Youth learn to swim programs | 7.1% | 12.9% | 14.1% | 8.7% | 57.2% |
| Q10-2. Adult learn to swim programs | 5.0% | 9.6% | 7.9% | 6.2% | 71.3% |
| Q10-3. Water fitness programs | 7.1% | 13.1% | 17.1% | 6.9% | 55.7% |
| Q10-4. Tennis lessons & leagues | 6.0% | 9.4% | 10.0% | 3.7% | 70.9% |
| Q10-5. Pickleball lessons & leagues | 5.2% | 6.9% | 13.7% | 8.9% | 65.3% |
| Q10-6. Preschool programs | 2.5% | 5.4% | 9.4% | 12.7% | 69.9% |
| Q10-7. Before school programs | 2.1% | 4.6% | 7.5% | 13.1% | 72.6% |
| Q10-8. After school programs | 3.1% | 6.0% | 12.1% | 12.1% | 66.7% |
| Q10-9. School break camps (fall/spring/ summer/winter) | 4.0% | 6.4% | 12.5% | 13.9% | 63.2% |
| Q10-10. Youth athletic programs & leagues | 6.9% | 13.1% | 15.4% | 6.2% | 58.4% |
| Q10-11. Youth fitness & wellness programs | 3.5% | 9.4% | 15.4% | 9.8% | 61.8% |
| Q10-12. Adult fitness & wellness programs | 4.8% | 14.6% | 27.7% | 13.1% | 39.7% |
| Q10-13. Programs for teens | 2.3% | 7.3% | 12.5% | 12.7% | 65.1% |
| Q10-14. Programs for seniors | 3.7% | 13.3% | 21.8% | 6.7% | 54.5% |
| Q10-15. Youth art/dance/performing arts | 3.1% | 6.6% | 14.6% | 9.6% | 66.1% |
| Q10-16. Adult art/dance/performing arts | 3.9% | 8.7% | 19.1% | 10.0% | 58.4% |
| Q10-17. Adult organized athletic programs & leagues | 7.1% | 14.6% | 20.2% | 6.9% | 51.1% |
| Q10-18. Programs for people with disabilities or special needs | 2.3% | 7.5% | 11.4% | 7.7% | 71.1% |
| Q10-19. Special events (i.e., concerts, movies, history programs, & cultural events) | 6.9% | 14.3% | 31.8% | 20.0% | 27.0% |
| Q10-20. Water-based recreation programs (e. g., sailing, kayaking, etc.) | 3.5% | 6.2% | 20.2% | 21.6% | 48.6% |

Q10. A variety of recreation programs and activities are listed below that are already offered in the community or may be offered in the future. Please indicate how well your needs for each program or activity are met on a scale of 4 to 1, where 4 means your needs are "Fully Met" and 1 means your needs are "Not Met" at all.

| | Fully met | Mostly met | Partly met | Not met | No need |
|--|-----------|------------|------------|---------|---------|
| Q10-21. Athletic special events (i.e., running races, youth tournaments) | 5.2% | 12.1% | 15.8% | 11.6% | 55.3% |
| Q10-22. Nature programs/environmental education | 4.8% | 11.6% | 28.5% | 19.8% | 35.3% |
| Q10-23. Dog park programs | 8.3% | 9.1% | 17.1% | 13.3% | 52.2% |
| Q10-24. Science/technology programs (kids outdoor science programs/computer classes, etc.) | 2.5% | 5.0% | 16.6% | 17.9% | 58.0% |
| Q10-25. Skate, BMX, mountain biking programs | 5.2% | 5.6% | 14.8% | 12.3% | 62.0% |
| Q10-26. Other | 0.0% | 0.2% | 1.0% | 2.5% | 96.3% |

WITHOUT "NO NEED"

Q10. A variety of recreation programs and activities are listed below that are already offered in the community or may be offered in the future. Please indicate how well your needs for each program or activity are met on a scale of 4 to 1, where 4 means your needs are "Fully Met" and 1 means your needs are "Not Met" at all. (without "no need")

(N=519)

| | Fully met | Mostly met | Partly met | Not met |
|---|-----------|------------|------------|---------|
| Q10-1. Youth learn to swim programs | 16.7% | 30.2% | 32.9% | 20.3% |
| Q10-2. Adult learn to swim programs | 17.4% | 33.6% | 27.5% | 21.5% |
| Q10-3. Water fitness programs | 16.1% | 29.6% | 38.7% | 15.7% |
| Q10-4. Tennis lessons & leagues | 20.5% | 32.5% | 34.4% | 12.6% |
| Q10-5. Pickleball lessons & leagues | 15.0% | 20.0% | 39.4% | 25.6% |
| Q10-6. Preschool programs | 8.3% | 17.9% | 31.4% | 42.3% |
| Q10-7. Before school programs | 7.7% | 16.9% | 27.5% | 47.9% |
| Q10-8. After school programs | 9.2% | 17.9% | 36.4% | 36.4% |
| Q10-9. School break camps (fall/spring/ summer/winter) | 11.0% | 17.3% | 34.0% | 37.7% |
| Q10-10. Youth athletic programs & leagues | 16.7% | 31.5% | 37.0% | 14.8% |
| Q10-11. Youth fitness & wellness programs | 9.1% | 24.7% | 40.4% | 25.8% |
| Q10-12. Adult fitness & wellness programs | 8.0% | 24.3% | 46.0% | 21.7% |
| Q10-13. Programs for teens | 6.6% | 21.0% | 35.9% | 36.5% |
| Q10-14. Programs for seniors | 8.1% | 29.2% | 47.9% | 14.8% |
| Q10-15. Youth art/dance/performing arts | 9.1% | 19.3% | 43.2% | 28.4% |
| Q10-16. Adult art/dance/performing arts | 9.3% | 20.8% | 45.8% | 24.1% |
| Q10-17. Adult organized athletic programs & leagues | 14.6% | 29.9% | 41.3% | 14.2% |
| Q10-18. Programs for people with disabilities or special needs | 8.0% | 26.0% | 39.3% | 26.7% |
| Q10-19. Special events (i.e., concerts, movies, history programs, & cultural events) | 9.5% | 19.5% | 43.5% | 27.4% |
| Q10-20. Water-based recreation programs (e. g., sailing, kayaking, etc.) | 6.7% | 12.0% | 39.3% | 41.9% |

WITHOUT "NO NEED"

Q10. A variety of recreation programs and activities are listed below that are already offered in the community or may be offered in the future. Please indicate how well your needs for each program or activity are met on a scale of 4 to 1, where 4 means your needs are "Fully Met" and 1 means your needs are "Not Met" at all. (without "no need")

| | Fully met | Mostly met | Partly met | Not met |
|--|-----------|------------|------------|---------|
| Q10-21. Athletic special events (i.e., running races, youth tournaments) | 11.6% | 27.2% | 35.3% | 25.9% |
| Q10-22. Nature programs/environmental education | 7.4% | 17.9% | 44.0% | 30.7% |
| Q10-23. Dog park programs | 17.3% | 19.0% | 35.9% | 27.8% |
| Q10-24. Science/technology programs (kids outdoor science programs/computer classes, etc.) | 6.0% | 11.9% | 39.4% | 42.7% |
| Q10-25. Skate, BMX, mountain biking programs | 13.7% | 14.7% | 39.1% | 32.5% |
| Q10-26. Other | 0.0% | 5.3% | 26.3% | 68.4% |

Q11. Which FOUR programs from the list in Question 10 are MOST IMPORTANT to your household?

| <u>Q11. Top choice</u> | <u>Number</u> | <u>Percent</u> |
|---|---------------|----------------|
| Youth learn to swim programs | 56 | 10.8 % |
| Adult learn to swim programs | 5 | 1.0 % |
| Water fitness programs | 24 | 4.6 % |
| Tennis lessons & leagues | 11 | 2.1 % |
| Pickleball lessons & leagues | 17 | 3.3 % |
| Preschool programs | 21 | 4.0 % |
| Before school programs | 3 | 0.6 % |
| After school programs | 19 | 3.7 % |
| School break camps (fall/spring/summer/winter) | 12 | 2.3 % |
| Youth athletic programs & leagues | 27 | 5.2 % |
| Youth fitness & wellness programs | 4 | 0.8 % |
| Adult fitness & wellness programs | 28 | 5.4 % |
| Programs for teens | 9 | 1.7 % |
| Programs for seniors | 28 | 5.4 % |
| Youth art/dance/performing arts | 4 | 0.8 % |
| Adult art/dance/performing arts | 7 | 1.3 % |
| Adult organized athletic programs & leagues | 13 | 2.5 % |
| Programs for people with disabilities or special needs | 8 | 1.5 % |
| Special events (i.e., concerts, movies, history programs, & cultural events) | 43 | 8.3 % |
| Water-based recreation programs (e.g., sailing, kayaking, etc.) | 5 | 1.0 % |
| Athletic special events (i.e., running races, youth tournaments) | 5 | 1.0 % |
| Nature programs/environmental education | 31 | 6.0 % |
| Dog park programs | 20 | 3.9 % |
| Science/technology programs (kids outdoor science programs/ computer classes, etc.) | 6 | 1.2 % |
| Skate, BMX, mountain biking programs | 20 | 3.9 % |
| <u>None chosen</u> | <u>93</u> | <u>17.9 %</u> |
| Total | 519 | 100.0 % |

Q11. Which FOUR programs from the list in Question 10 are MOST IMPORTANT to your household?

| <u>Q11. 2nd choice</u> | <u>Number</u> | <u>Percent</u> |
|---|---------------|----------------|
| Youth learn to swim programs | 15 | 2.9 % |
| Adult learn to swim programs | 7 | 1.3 % |
| Water fitness programs | 14 | 2.7 % |
| Tennis lessons & leagues | 8 | 1.5 % |
| Pickleball lessons & leagues | 21 | 4.0 % |
| Preschool programs | 11 | 2.1 % |
| Before school programs | 11 | 2.1 % |
| After school programs | 25 | 4.8 % |
| School break camps (fall/spring/summer/winter) | 18 | 3.5 % |
| Youth athletic programs & leagues | 13 | 2.5 % |
| Youth fitness & wellness programs | 13 | 2.5 % |
| Adult fitness & wellness programs | 47 | 9.1 % |
| Programs for teens | 14 | 2.7 % |
| Programs for seniors | 21 | 4.0 % |
| Youth art/dance/performing arts | 6 | 1.2 % |
| Adult art/dance/performing arts | 10 | 1.9 % |
| Adult organized athletic programs & leagues | 15 | 2.9 % |
| Programs for people with disabilities or special needs | 10 | 1.9 % |
| Special events (i.e., concerts, movies, history programs, & cultural events) | 37 | 7.1 % |
| Water-based recreation programs (e.g., sailing, kayaking, etc.) | 18 | 3.5 % |
| Athletic special events (i.e., running races, youth tournaments) | 10 | 1.9 % |
| Nature programs/environmental education | 31 | 6.0 % |
| Dog park programs | 11 | 2.1 % |
| Science/technology programs (kids outdoor science programs/ computer classes, etc.) | 11 | 2.1 % |
| Skate, BMX, mountain biking programs | 5 | 1.0 % |
| None chosen | 117 | 22.5 % |
| Total | 519 | 100.0 % |

Q11. Which FOUR programs from the list in Question 10 are MOST IMPORTANT to your household?

| <u>Q11. 3rd choice</u> | <u>Number</u> | <u>Percent</u> |
|---|---------------|----------------|
| Youth learn to swim programs | 8 | 1.5 % |
| Adult learn to swim programs | 4 | 0.8 % |
| Water fitness programs | 9 | 1.7 % |
| Tennis lessons & leagues | 1 | 0.2 % |
| Pickleball lessons & leagues | 11 | 2.1 % |
| Preschool programs | 11 | 2.1 % |
| Before school programs | 7 | 1.3 % |
| After school programs | 22 | 4.2 % |
| School break camps (fall/spring/summer/winter) | 17 | 3.3 % |
| Youth athletic programs & leagues | 17 | 3.3 % |
| Youth fitness & wellness programs | 5 | 1.0 % |
| Adult fitness & wellness programs | 30 | 5.8 % |
| Programs for teens | 8 | 1.5 % |
| Programs for seniors | 19 | 3.7 % |
| Youth art/dance/performing arts | 6 | 1.2 % |
| Adult art/dance/performing arts | 16 | 3.1 % |
| Adult organized athletic programs & leagues | 14 | 2.7 % |
| Programs for people with disabilities or special needs | 7 | 1.3 % |
| Special events (i.e., concerts, movies, history programs, & cultural events) | 47 | 9.1 % |
| Water-based recreation programs (e.g., sailing, kayaking, etc.) | 21 | 4.0 % |
| Athletic special events (i.e., running races, youth tournaments) | 11 | 2.1 % |
| Nature programs/environmental education | 41 | 7.9 % |
| Dog park programs | 13 | 2.5 % |
| Science/technology programs (kids outdoor science programs/ computer classes, etc.) | 21 | 4.0 % |
| Skate, BMX, mountain biking programs | 16 | 3.1 % |
| None chosen | 137 | 26.4 % |
| Total | 519 | 100.0 % |

Q11. Which FOUR programs from the list in Question 10 are MOST IMPORTANT to your household?

| <u>Q11. 4th choice</u> | <u>Number</u> | <u>Percent</u> |
|---|---------------|----------------|
| Youth learn to swim programs | 9 | 1.7 % |
| Adult learn to swim programs | 2 | 0.4 % |
| Water fitness programs | 8 | 1.5 % |
| Tennis lessons & leagues | 3 | 0.6 % |
| Pickleball lessons & leagues | 9 | 1.7 % |
| Preschool programs | 8 | 1.5 % |
| Before school programs | 3 | 0.6 % |
| After school programs | 12 | 2.3 % |
| School break camps (fall/spring/summer/winter) | 14 | 2.7 % |
| Youth athletic programs & leagues | 13 | 2.5 % |
| Youth fitness & wellness programs | 16 | 3.1 % |
| Adult fitness & wellness programs | 21 | 4.0 % |
| Programs for teens | 13 | 2.5 % |
| Programs for seniors | 16 | 3.1 % |
| Youth art/dance/performing arts | 11 | 2.1 % |
| Adult art/dance/performing arts | 12 | 2.3 % |
| Adult organized athletic programs & leagues | 16 | 3.1 % |
| Programs for people with disabilities or special needs | 16 | 3.1 % |
| Special events (i.e., concerts, movies, history programs, & cultural events) | 36 | 6.9 % |
| Water-based recreation programs (e.g., sailing, kayaking, etc.) | 12 | 2.3 % |
| Athletic special events (i.e., running races, youth tournaments) | 14 | 2.7 % |
| Nature programs/environmental education | 31 | 6.0 % |
| Dog park programs | 12 | 2.3 % |
| Science/technology programs (kids outdoor science programs/ computer classes, etc.) | 24 | 4.6 % |
| Skate, BMX, mountain biking programs | 10 | 1.9 % |
| <u>None chosen</u> | <u>178</u> | <u>34.3 %</u> |
| Total | 519 | 100.0 % |

SUM OF TOP FOUR CHOICES**Q11. Which FOUR programs from the list in Question 10 are MOST IMPORTANT to your household? (top 4)**

| <u>Q11. Top choice</u> | <u>Number</u> | <u>Percent</u> |
|---|---------------|----------------|
| Youth learn to swim programs | 88 | 17.0 % |
| Adult learn to swim programs | 18 | 3.5 % |
| Water fitness programs | 55 | 10.6 % |
| Tennis lessons & leagues | 23 | 4.4 % |
| Pickleball lessons & leagues | 58 | 11.2 % |
| Preschool programs | 51 | 9.8 % |
| Before school programs | 24 | 4.6 % |
| After school programs | 78 | 15.0 % |
| School break camps (fall/spring/summer/winter) | 61 | 11.8 % |
| Youth athletic programs & leagues | 70 | 13.5 % |
| Youth fitness & wellness programs | 38 | 7.3 % |
| Adult fitness & wellness programs | 126 | 24.3 % |
| Programs for teens | 44 | 8.5 % |
| Programs for seniors | 84 | 16.2 % |
| Youth art/dance/performing arts | 27 | 5.2 % |
| Adult art/dance/performing arts | 45 | 8.7 % |
| Adult organized athletic programs & leagues | 58 | 11.2 % |
| Programs for people with disabilities or special needs | 41 | 7.9 % |
| Special events (i.e., concerts, movies, history programs, & cultural events) | 163 | 31.4 % |
| Water-based recreation programs (e.g., sailing, kayaking, etc.) | 56 | 10.8 % |
| Athletic special events (i.e., running races, youth tournaments) | 40 | 7.7 % |
| Nature programs/environmental education | 134 | 25.8 % |
| Dog park programs | 56 | 10.8 % |
| Science/technology programs (kids outdoor science programs/ computer classes, etc.) | 62 | 11.9 % |
| Skate, BMX, mountain biking programs | 51 | 9.8 % |
| <u>None chosen</u> | <u>93</u> | <u>17.9 %</u> |
| Total | 1644 | |

Q12. Please rate your level of agreement with each of the following statements.

(N=519)

| | Strongly agree | Somewhat agree | Somewhat disagree | Strongly disagree | Don't know |
|--|----------------|----------------|-------------------|-------------------|------------|
| Q12-1. City parks should remain free to all | 89.6% | 7.9% | 1.3% | 0.2% | 1.0% |
| Q12-2. Funding City parks is a good use of my tax dollars | 78.0% | 17.3% | 2.7% | 0.6% | 1.3% |
| Q12-3. I would rather see increased taxes to support parks than see services reduced | 46.1% | 28.9% | 12.1% | 9.8% | 3.1% |
| Q12-4. City parks are a valuable resource for my family | 73.0% | 20.2% | 4.2% | 0.6% | 1.9% |

WITHOUT "DON'T KNOW"**Q12. Please rate your level of agreement with each of the following statements. (without "don't know")**

(N=519)

| | Strongly agree | Somewhat agree | Somewhat disagree | Strongly disagree |
|--|----------------|----------------|-------------------|-------------------|
| Q12-1. City parks should remain free to all | 90.5% | 8.0% | 1.4% | 0.2% |
| Q12-2. Funding City parks is a good use of my tax dollars | 79.1% | 17.6% | 2.7% | 0.6% |
| Q12-3. I would rather see increased taxes to support parks than see services reduced | 47.5% | 29.8% | 12.5% | 10.1% |
| Q12-4. City parks are a valuable resource for my family | 74.5% | 20.6% | 4.3% | 0.6% |

Q13. Please rate your satisfaction on a scale of 5 to 1, where 5 means "Very Satisfied" and 1 means "Very Dissatisfied," with the following recreation and parks services provided by Rapid City Parks and Recreation.

(N=519)

| | Very satisfied | Satisfied | Neutral | Dissatisfied | Very dissatisfied | Don't know/ not applicable |
|--|----------------|-----------|---------|--------------|-------------------|-------------------------------|
| Q13-1. Maintenance of parks | 23.5% | 53.9% | 12.7% | 6.0% | 1.7% | 2.1% |
| Q13-2. Maintenance of trails | 22.7% | 48.7% | 16.2% | 2.5% | 1.2% | 8.7% |
| Q13-3. Number of parks | 19.7% | 39.1% | 21.2% | 12.5% | 3.9% | 3.7% |
| Q13-4. Variety of different types of parks | 16.6% | 32.8% | 29.9% | 12.7% | 3.1% | 5.0% |
| Q13-5. Security & safety in parks | 7.3% | 30.8% | 29.3% | 20.8% | 8.3% | 3.5% |
| Q13-6. Security & safety on trails | 8.9% | 31.0% | 32.2% | 14.6% | 5.2% | 8.1% |
| Q13-7. Security in recreation facilities | 13.1% | 38.0% | 22.9% | 8.9% | 3.1% | 14.1% |
| Q13-8. Availability of information about programs/facilities | 6.0% | 25.2% | 26.6% | 25.4% | 8.9% | 7.9% |
| Q13-9. Quality of programs for families with children | 6.2% | 18.9% | 21.2% | 11.0% | 1.5% | 41.2% |
| Q13-10. Quality of programs for adults | 6.6% | 20.6% | 32.2% | 8.5% | 3.3% | 28.9% |
| Q13-11. Quality of programs for seniors (55+) | 5.2% | 12.7% | 22.7% | 8.3% | 1.3% | 49.7% |
| Q13-12. User friendliness of website | 4.2% | 17.0% | 29.1% | 11.9% | 5.0% | 32.8% |
| Q13-13. Variety of programs for people with special needs | 3.5% | 5.8% | 17.1% | 6.4% | 1.2% | 66.1% |
| Q13-14. Variety of programs offered | 4.4% | 18.3% | 30.8% | 13.1% | 2.5% | 30.8% |
| Q13-15. Ease of registering for classes offered | 3.9% | 18.5% | 22.5% | 11.0% | 3.3% | 40.8% |
| Q13-16. Ease of renting/reserving a facility | 4.4% | 16.4% | 20.6% | 7.3% | 1.3% | 49.9% |
| Q13-17. Fees charged for recreation programs | 5.6% | 25.0% | 26.4% | 6.4% | 1.2% | 35.5% |
| Q13-18. Program schedule (time/day) | 3.1% | 21.2% | 26.6% | 8.5% | 2.7% | 38.0% |
| Q13-19. How close parks are located to your home | 25.6% | 35.6% | 14.1% | 10.0% | 6.7% | 7.9% |

WITHOUT "DON'T KNOW"

Q13. Please rate your satisfaction on a scale of 5 to 1, where 5 means "Very Satisfied" and 1 means "Very Dissatisfied," with the following recreation and parks services provided by Rapid City Parks and Recreation. (without "don't know/not applicable")

(N=519)

| | Very satisfied | Satisfied | Neutral | Dissatisfied | Very dissatisfied |
|--|----------------|-----------|---------|--------------|-------------------|
| Q13-1. Maintenance of parks | 24.0% | 55.1% | 13.0% | 6.1% | 1.8% |
| Q13-2. Maintenance of trails | 24.9% | 53.4% | 17.7% | 2.7% | 1.3% |
| Q13-3. Number of parks | 20.4% | 40.6% | 22.0% | 13.0% | 4.0% |
| Q13-4. Variety of different types of parks | 17.4% | 34.5% | 31.4% | 13.4% | 3.2% |
| Q13-5. Security & safety in parks | 7.6% | 31.9% | 30.3% | 21.6% | 8.6% |
| Q13-6. Security & safety on trails | 9.6% | 33.8% | 35.0% | 15.9% | 5.7% |
| Q13-7. Security in recreation facilities | 15.2% | 44.2% | 26.7% | 10.3% | 3.6% |
| Q13-8. Availability of information about programs/facilities | 6.5% | 27.4% | 28.9% | 27.6% | 9.6% |
| Q13-9. Quality of programs for families with children | 10.5% | 32.1% | 36.1% | 18.7% | 2.6% |
| Q13-10. Quality of programs for adults | 9.2% | 29.0% | 45.3% | 11.9% | 4.6% |
| Q13-11. Quality of programs for seniors (55+) | 10.3% | 25.3% | 45.2% | 16.5% | 2.7% |
| Q13-12. User friendliness of website | 6.3% | 25.2% | 43.3% | 17.8% | 7.4% |
| Q13-13. Variety of programs for people with special needs | 10.2% | 17.0% | 50.6% | 18.8% | 3.4% |
| Q13-14. Variety of programs offered | 6.4% | 26.5% | 44.6% | 18.9% | 3.6% |
| Q13-15. Ease of registering for classes offered | 6.5% | 31.3% | 38.1% | 18.6% | 5.5% |
| Q13-16. Ease of renting/reserving a facility | 8.8% | 32.7% | 41.2% | 14.6% | 2.7% |
| Q13-17. Fees charged for recreation programs | 8.7% | 38.8% | 40.9% | 9.9% | 1.8% |
| Q13-18. Program schedule (time/day) | 5.0% | 34.2% | 42.9% | 13.7% | 4.3% |
| Q13-19. How close parks are located to your home | 27.8% | 38.7% | 15.3% | 10.9% | 7.3% |

Q14. Which THREE of the items from the list in Question 13 should receive the MOST EMPHASIS over the next five years?

| Q14. Top choice | Number | Percent |
|---|--------|---------|
| Maintenance of parks | 114 | 22.0 % |
| Maintenance of trails | 32 | 6.2 % |
| Number of parks | 24 | 4.6 % |
| Variety of different types of parks | 21 | 4.0 % |
| Security & safety in parks | 114 | 22.0 % |
| Security & safety on trails | 19 | 3.7 % |
| Security in recreation facilities | 5 | 1.0 % |
| Availability of information about programs/facilities | 23 | 4.4 % |
| Quality of programs for families with children | 18 | 3.5 % |
| Quality of programs for adults | 5 | 1.0 % |
| Quality of programs for seniors (55+) | 8 | 1.5 % |
| User friendliness of website | 5 | 1.0 % |
| Variety of programs for people with special needs | 4 | 0.8 % |
| Variety of programs offered | 12 | 2.3 % |
| Ease of registering for classes offered | 4 | 0.8 % |
| Ease of renting/reserving a facility | 2 | 0.4 % |
| Fees charged for recreation programs | 5 | 1.0 % |
| Program schedule (time/day) | 9 | 1.7 % |
| How close parks are located to your home | 53 | 10.2 % |
| None chosen | 42 | 8.1 % |
| Total | 519 | 100.0 % |

Q14. Which THREE of the items from the list in Question 13 should receive the MOST EMPHASIS over the next five years?

| Q14. 2nd choice | Number | Percent |
|---|--------|---------|
| Maintenance of parks | 68 | 13.1 % |
| Maintenance of trails | 47 | 9.1 % |
| Number of parks | 34 | 6.6 % |
| Variety of different types of parks | 27 | 5.2 % |
| Security & safety in parks | 72 | 13.9 % |
| Security & safety on trails | 55 | 10.6 % |
| Security in recreation facilities | 13 | 2.5 % |
| Availability of information about programs/facilities | 33 | 6.4 % |
| Quality of programs for families with children | 24 | 4.6 % |
| Quality of programs for adults | 12 | 2.3 % |
| Quality of programs for seniors (55+) | 14 | 2.7 % |
| User friendliness of website | 8 | 1.5 % |
| Variety of programs for people with special needs | 8 | 1.5 % |
| Variety of programs offered | 19 | 3.7 % |
| Ease of registering for classes offered | 7 | 1.3 % |
| Ease of renting/reserving a facility | 3 | 0.6 % |
| Fees charged for recreation programs | 9 | 1.7 % |
| Program schedule (time/day) | 5 | 1.0 % |
| How close parks are located to your home | 12 | 2.3 % |
| None chosen | 49 | 9.4 % |
| Total | 519 | 100.0 % |

Q14. Which THREE of the items from the list in Question 13 should receive the MOST EMPHASIS over the next five years?

| Q14. 3rd choice | Number | Percent |
|---|--------|---------|
| Maintenance of parks | 36 | 6.9 % |
| Maintenance of trails | 26 | 5.0 % |
| Number of parks | 24 | 4.6 % |
| Variety of different types of parks | 38 | 7.3 % |
| Security & safety in parks | 54 | 10.4 % |
| Security & safety on trails | 31 | 6.0 % |
| Security in recreation facilities | 26 | 5.0 % |
| Availability of information about programs/facilities | 45 | 8.7 % |
| Quality of programs for families with children | 30 | 5.8 % |
| Quality of programs for adults | 12 | 2.3 % |
| Quality of programs for seniors (55+) | 16 | 3.1 % |
| User friendliness of website | 16 | 3.1 % |
| Variety of programs for people with special needs | 3 | 0.6 % |
| Variety of programs offered | 22 | 4.2 % |
| Ease of registering for classes offered | 8 | 1.5 % |
| Ease of renting/reserving a facility | 8 | 1.5 % |
| Fees charged for recreation programs | 12 | 2.3 % |
| Program schedule (time/day) | 12 | 2.3 % |
| How close parks are located to your home | 29 | 5.6 % |
| None chosen | 71 | 13.7 % |
| Total | 519 | 100.0 % |

SUM OF TOP THREE CHOICES**Q14. Which THREE of the items from the list in Question 13 should receive the MOST EMPHASIS over the next five years? (top 3)**

| Q14. Top choice | Number | Percent |
|---|--------|---------|
| Maintenance of parks | 218 | 42.0 % |
| Maintenance of trails | 105 | 20.2 % |
| Number of parks | 82 | 15.8 % |
| Variety of different types of parks | 86 | 16.6 % |
| Security & safety in parks | 240 | 46.2 % |
| Security & safety on trails | 105 | 20.2 % |
| Security in recreation facilities | 44 | 8.5 % |
| Availability of information about programs/facilities | 101 | 19.5 % |
| Quality of programs for families with children | 72 | 13.9 % |
| Quality of programs for adults | 29 | 5.6 % |
| Quality of programs for seniors (55+) | 38 | 7.3 % |
| User friendliness of website | 29 | 5.6 % |
| Variety of programs for people with special needs | 15 | 2.9 % |
| Variety of programs offered | 53 | 10.2 % |
| Ease of registering for classes offered | 19 | 3.7 % |
| Ease of renting/reserving a facility | 13 | 2.5 % |
| Fees charged for recreation programs | 26 | 5.0 % |
| Program schedule (time/day) | 26 | 5.0 % |
| How close parks are located to your home | 94 | 18.1 % |
| None chosen | 42 | 8.1 % |
| Total | 1437 | |

Q15. The following is a list of actions the Rapid City Parks and Recreation could take to improve its parks and recreation system. Please indicate your support for each potential action.

(N=519)

| | Very supportive | Somewhat supportive | Not sure | Not supportive |
|--|-----------------|---------------------|----------|----------------|
| Q15-1. Improve existing parks | 60.1% | 30.3% | 8.9% | 0.8% |
| Q15-2. Improve existing natural areas | 53.8% | 31.8% | 12.7% | 1.7% |
| Q15-3. Improve walking & biking trails | 59.2% | 26.4% | 11.9% | 2.5% |
| Q15-4. Improve golf courses | 8.3% | 18.5% | 32.9% | 40.3% |
| Q15-5. Improve outdoor court facilities | 19.7% | 33.5% | 33.9% | 12.9% |
| Q15-6. Improve indoor court facilities | 15.2% | 30.6% | 41.6% | 12.5% |
| Q15-7. Improve splash pads, swimming pools, aquatic facilities | 34.7% | 32.8% | 23.9% | 8.7% |
| Q15-8. Improve skateboarding, BMX, & mountain biking facilities | 21.2% | 26.6% | 34.5% | 17.7% |
| Q15-9. Acquire new park land | 41.0% | 27.0% | 21.4% | 10.6% |
| Q15-10. Develop indoor pickleball courts | 18.3% | 21.0% | 32.8% | 27.9% |
| Q15-11. Develop outdoor pickleball courts | 17.7% | 23.5% | 31.6% | 27.2% |
| Q15-12. Improve indoor ice rinks | 14.1% | 23.5% | 44.7% | 17.7% |
| Q15-13. Improve outdoor ice rinks | 13.1% | 26.4% | 41.2% | 19.3% |
| Q15-14. Develop warming centers | 23.9% | 22.9% | 34.3% | 18.9% |
| Q15-15. Increased maintenance of sports fields (most diamond & rectangular sports fields are maintained by the private sports leagues that lease the facilities from City) | 14.6% | 24.5% | 38.9% | 22.0% |

Q16. Which THREE improvements from the list in Question 15 would you be MOST WILLING to support with your tax dollars?

| <u>Q16. Top choice</u> | <u>Number</u> | <u>Percent</u> |
|--|---------------|----------------|
| Improve existing parks | 162 | 31.2 % |
| Improve existing natural areas | 37 | 7.1 % |
| Improve walking & biking trails | 76 | 14.6 % |
| Improve golf courses | 9 | 1.7 % |
| Improve outdoor court facilities | 1 | 0.2 % |
| Improve indoor court facilities | 7 | 1.3 % |
| Improve splash pads, swimming pools, aquatic facilities | 30 | 5.8 % |
| Improve skateboarding, BMX, & mountain biking facilities | 16 | 3.1 % |
| Acquire new park land | 47 | 9.1 % |
| Develop indoor pickleball courts | 16 | 3.1 % |
| Develop outdoor pickleball courts | 10 | 1.9 % |
| Improve indoor ice rinks | 8 | 1.5 % |
| Improve outdoor ice rinks | 4 | 0.8 % |
| Develop warming centers | 30 | 5.8 % |
| Increased maintenance of sports fields (most diamond & rectangular sports fields are maintained by the private sports leagues that lease the facilities from City) | 14 | 2.7 % |
| <u>None chosen</u> | <u>52</u> | <u>10.0 %</u> |
| Total | 519 | 100.0 % |

Q16. Which THREE improvements from the list in Question 15 would you be MOST WILLING to support with your tax dollars?

| <u>Q16. 2nd choice</u> | <u>Number</u> | <u>Percent</u> |
|--|---------------|----------------|
| Improve existing parks | 71 | 13.7 % |
| Improve existing natural areas | 112 | 21.6 % |
| Improve walking & biking trails | 79 | 15.2 % |
| Improve golf courses | 6 | 1.2 % |
| Improve outdoor court facilities | 8 | 1.5 % |
| Improve indoor court facilities | 7 | 1.3 % |
| Improve splash pads, swimming pools, aquatic facilities | 38 | 7.3 % |
| Improve skateboarding, BMX, & mountain biking facilities | 20 | 3.9 % |
| Acquire new park land | 42 | 8.1 % |
| Develop indoor pickleball courts | 20 | 3.9 % |
| Develop outdoor pickleball courts | 18 | 3.5 % |
| Improve indoor ice rinks | 3 | 0.6 % |
| Improve outdoor ice rinks | 7 | 1.3 % |
| Develop warming centers | 13 | 2.5 % |
| Increased maintenance of sports fields (most diamond & rectangular sports fields are maintained by the private sports leagues that lease the facilities from City) | 11 | 2.1 % |
| <u>None chosen</u> | <u>64</u> | <u>12.3 %</u> |
| Total | 519 | 100.0 % |

Q16. Which THREE improvements from the list in Question 15 would you be MOST WILLING to support with your tax dollars?

| Q16. 3rd choice | Number | Percent |
|--|--------|---------|
| Improve existing parks | 64 | 12.3 % |
| Improve existing natural areas | 54 | 10.4 % |
| Improve walking & biking trails | 103 | 19.8 % |
| Improve golf courses | 6 | 1.2 % |
| Improve outdoor court facilities | 10 | 1.9 % |
| Improve indoor court facilities | 10 | 1.9 % |
| Improve splash pads, swimming pools, aquatic facilities | 32 | 6.2 % |
| Improve skateboarding, BMX, & mountain biking facilities | 9 | 1.7 % |
| Acquire new park land | 51 | 9.8 % |
| Develop indoor pickleball courts | 19 | 3.7 % |
| Develop outdoor pickleball courts | 10 | 1.9 % |
| Improve indoor ice rinks | 9 | 1.7 % |
| Improve outdoor ice rinks | 8 | 1.5 % |
| Develop warming centers | 25 | 4.8 % |
| Increased maintenance of sports fields (most diamond & rectangular sports fields are maintained by the private sports leagues that lease the facilities from City) | 15 | 2.9 % |
| None chosen | 94 | 18.1 % |
| Total | 519 | 100.0 % |

SUM OF TOP THREE CHOICES**Q16. Which THREE improvements from the list in Question 15 would you be MOST WILLING to support with your tax dollars? (top 3)**

| Q16. Top choice | Number | Percent |
|--|--------|---------|
| Improve existing parks | 297 | 57.2 % |
| Improve existing natural areas | 203 | 39.1 % |
| Improve walking & biking trails | 258 | 49.7 % |
| Improve golf courses | 21 | 4.0 % |
| Improve outdoor court facilities | 19 | 3.7 % |
| Improve indoor court facilities | 24 | 4.6 % |
| Improve splash pads, swimming pools, aquatic facilities | 100 | 19.3 % |
| Improve skateboarding, BMX, & mountain biking facilities | 45 | 8.7 % |
| Acquire new park land | 140 | 27.0 % |
| Develop indoor pickleball courts | 55 | 10.6 % |
| Develop outdoor pickleball courts | 38 | 7.3 % |
| Improve indoor ice rinks | 20 | 3.9 % |
| Improve outdoor ice rinks | 19 | 3.7 % |
| Develop warming centers | 68 | 13.1 % |
| Increased maintenance of sports fields (most diamond & rectangular sports fields are maintained by the private sports leagues that lease the facilities from City) | 40 | 7.7 % |
| None chosen | 52 | 10.0 % |
| Total | 1399 | |

Q17. If you had a budget of \$100 for services provided by the Rapid City Parks and Recreation, how would you allocate the funds among these categories?

| | Mean |
|---|-------|
| Development of new parks | 15.81 |
| Development of new outdoor sports & recreation complexes (e.g., ballfields, lacrosse) | 5.96 |
| Development of new park amenities (e.g., shelters, splash pads, restrooms) | 11.28 |
| Development of new walking & biking trails for additional connectivity | 16.98 |
| Development of new indoor community recreation facilities-geographically distributed | 8.30 |
| Improvements/maintenance of existing parks | 20.19 |
| Improvements/maintenance of existing outdoor sports & recreation complexes | 8.36 |
| Improvements/maintenance of existing amenities | 13.12 |

Q18. Please rate your level of satisfaction with the overall value that your household receives from parks, facilities, programs, and services.

Q18. Your level of satisfaction with overall value that your household receives from parks, facilities, programs, & services

| | Number | Percent |
|-------------------|--------|---------|
| Very satisfied | 102 | 19.7 % |
| Satisfied | 266 | 51.3 % |
| Neutral | 90 | 17.3 % |
| Dissatisfied | 30 | 5.8 % |
| Very dissatisfied | 6 | 1.2 % |
| Don't know | 25 | 4.8 % |
| Total | 519 | 100.0 % |

WITHOUT "DON'T KNOW"

Q18. Please rate your level of satisfaction with the overall value that your household receives from parks, facilities, programs, and services. (without "don't know")

Q18. Your level of satisfaction with overall value that your household receives from parks, facilities, programs, & services

| | Number | Percent |
|-------------------|--------|---------|
| Very satisfied | 102 | 20.6 % |
| Satisfied | 266 | 53.8 % |
| Neutral | 90 | 18.2 % |
| Dissatisfied | 30 | 6.1 % |
| Very dissatisfied | 6 | 1.2 % |
| Total | 494 | 100.0 % |

Q19. What is your age?

| Q19. Your age | Number | Percent |
|---------------|--------|---------|
| 18-34 | 105 | 20.2 % |
| 35-44 | 108 | 20.8 % |
| 45-54 | 101 | 19.5 % |
| 55-64 | 103 | 19.8 % |
| 65+ | 102 | 19.7 % |
| Total | 519 | 100.0 % |

WITHOUT "NOT PROVIDED"**Q19. What is your age? (without "not provided")**

| Q19. Your age | Number | Percent |
|---------------|--------|---------|
| 18-34 | 105 | 20.2 % |
| 35-44 | 108 | 20.8 % |
| 45-54 | 101 | 19.5 % |
| 55-64 | 103 | 19.8 % |
| 65+ | 102 | 19.7 % |
| Total | 519 | 100.0 % |

Q20. Which of the following best describes your race/ethnicity?

| Q20. Your race/ethnicity | Number | Percent |
|-------------------------------------|--------|---------|
| Asian or Asian Indian | 7 | 1.3 % |
| Black or African American | 9 | 1.7 % |
| American Indian or Alaska Native | 42 | 8.1 % |
| White | 405 | 78.0 % |
| Hispanic, Latino, or Spanish origin | 29 | 5.6 % |
| Other | 2 | 0.4 % |
| Total | 494 | |

Q20-7. Self-describe your race/ethnicity:

| Q20-7. Self-describe your race/ethnicity | Number | Percent |
|--|--------|---------|
| White | 1 | 50.0 % |
| European of sorts | 1 | 50.0 % |
| Total | 2 | 100.0 % |

Q21. Which of the following best describes your total annual household income?

| Q21. Your total annual household income | Number | Percent |
|---|--------|---------|
| Under \$35K | 53 | 10.2 % |
| \$35K to \$59,999 | 98 | 18.9 % |
| \$60K to \$99,999 | 148 | 28.5 % |
| \$100K+ | 194 | 37.4 % |
| Not provided | 26 | 5.0 % |
| Total | 519 | 100.0 % |

WITHOUT "NOT PROVIDED"**Q21. Which of the following best describes your total annual household income? (without "not provided")**

| Q21. Your total annual household income | Number | Percent |
|---|--------|---------|
| Under \$35K | 53 | 10.8 % |
| \$35K to \$59,999 | 98 | 19.9 % |
| \$60K to \$99,999 | 148 | 30.0 % |
| \$100K+ | 194 | 39.4 % |
| Total | 493 | 100.0 % |

Q22. Do you own or rent your current residence?

| Q22. Do you own or rent your current residence | Number | Percent |
|--|--------|---------|
| Own | 337 | 64.9 % |
| Rent | 180 | 34.7 % |
| Not provided | 2 | 0.4 % |
| Total | 519 | 100.0 % |

WITHOUT "NOT PROVIDED"**Q22. Do you own or rent your current residence? (without "not provided")**

| Q22. Do you own or rent your current residence | Number | Percent |
|--|--------|---------|
| Own | 337 | 65.2 % |
| Rent | 180 | 34.8 % |
| Total | 517 | 100.0 % |

Q23. Your gender:

| <u>Q23. Your gender</u> | <u>Number</u> | <u>Percent</u> |
|---------------------------|---------------|----------------|
| Male | 246 | 47.4 % |
| Female | 254 | 48.9 % |
| Non-binary or genderfluid | 6 | 1.2 % |
| Not provided | 13 | 2.5 % |
| Total | 519 | 100.0 % |

WITHOUT "NOT PROVIDED"**Q23. Your gender: (without "not provided")**

| <u>Q23. Your gender</u> | <u>Number</u> | <u>Percent</u> |
|---------------------------|---------------|----------------|
| Male | 246 | 48.6 % |
| Female | 254 | 50.2 % |
| Non-binary or genderfluid | 6 | 1.2 % |
| Total | 506 | 100.0 % |

Q23-4. Transgender:

--- No Response ---

Q23-5. Self-describe your gender identity:

--- No Response ---



6

Survey Instrument



CITY OF RAPID CITY

Department of Parks and Recreation

515 West Boulevard
Rapid City, SD 57701
(605) 394-4175

Dear Resident,

We want to hear from you. The City of Rapid City is conducting a survey to help determine parks and recreation priorities for our community. These items contribute significantly to our quality of life in Rapid City, and your opinions are very important to us.

We appreciate your time and realize this survey will take approximately 15-20 minutes to complete. Each question is important. The time you invest in completing this survey will aid the City in taking a resident-driven approach to recreation planning to enhance our community and improve the quality of life for all residents.

You have been randomly selected. Your response to this survey will remain confidential and will be reported in group form only. Please return your completed survey within the next two weeks using the enclosed postage-paid return-reply envelope addressed to ETC Institute, 725 W. Frontier Circle, Olathe, KS 66061. If you prefer to take the survey online, please visit RapidCityParkSurvey.org.

To say thank you, at the end of the survey you will have a chance to opt-in for a chance to win a \$500 prepaid Visa gift card for fully completing your survey.

If you have any questions, please contact ETC Institute's project manager Ryan Murray at ryan.murray@etcinstitute.com or at 913-254-4598.

Don't miss this opportunity to have your voice heard and help us meet the ever-changing recreation needs of all community members.

Sincerely,

Jeff Biegler
Department Director

2025 Rapid City Parks and Recreation Needs Assessment Survey

Rapid City Parks and Recreation would like your input to help determine parks and recreation priorities for the community. This survey will take 15-20 minutes to complete. When you are finished, please return your survey in the enclosed postage-paid, return-reply envelope. If you prefer, you can complete the survey online at [RapidCityParkSurvey.org](#). **As a way to say thank you, at the end of the survey you will have a chance to opt-in for a chance to win a \$500 prepaid Visa gift card for fully completing your survey.** We greatly appreciate and value your time!

1. Please complete this survey with all household members in mind. Counting yourself, how many people in your household are...

Under age 5: ____ Ages 15-19: ____ Ages 35-44: ____ Ages 65-79: ____
Ages 5-9: ____ Ages 20-24: ____ Ages 45-54: ____ Ages 80+: ____
Ages 10-14: ____ Ages 25-34: ____ Ages 55-64: ____

2. Have you or any member of your household visited any parks offered by Rapid City Parks and Recreation during the past year?

____(1) Yes [Answer Q2a.] ____ (2) No [Go to Q2b.]

2a. How would you rate the overall quality of the parks offered by Rapid City Parks and Recreation that you and the members of your household have visited?

____(4) Excellent ____ (3) Good ____ (2) Fair ____ (1) Poor

2b. If your household does NOT visit any Rapid City Parks and Recreation parks in a typical year, please CHECK ALL the following reasons why you do NOT visit. [Check ALL that apply.]

- | | |
|--|---|
| ____(01) Use other city, state, private or HOA items | ____(10) Lack of accessibility features |
| ____(02) Too far to walk or bike | ____(11) Do not feel welcomed/accommodated |
| ____(03) Not aware of park or facility locations | ____(12) Lack of transportation |
| ____(04) Parks/Facilities are not well maintained | ____(13) Lack of restrooms |
| ____(05) Old and outdated facilities | ____(14) Language/cultural/age barriers |
| ____(06) Lack of features we want to use | ____(15) Fees are too high/lack of financial assistance |
| ____(07) Lack of parking to access parks/facilities | ____(16) Health-related concerns |
| ____(08) Do not feel safe using parks/facilities | ____(17) Lack of recreation programs |
| ____(09) Facility equipment doesn't meet my needs | ____(18) Other: _____ |

3. Have you or any member of your household participated in any recreation programs or events offered and/or hosted by Rapid City Parks and Recreation during the past year?

____(1) Yes [Answer Q3a.] ____ (2) No [Go to Q3b.]

3a. How would you rate the overall quality of the recreation programs or events offered by Rapid City Parks and Recreation that you and the members of your household have participated in?

____(4) Excellent ____ (3) Good ____ (2) Fair ____ (1) Poor

3b. If your household does NOT participate in any Rapid City Parks and Recreation programs or events during a typical year, please CHECK ALL of the following reasons why you have NOT participated. [Check ALL that apply.]

- | | |
|---|---|
| ____(01) I don't know what is offered | ____(11) Prefer virtual programming |
| ____(02) Use programs of other agencies | ____(12) Do not feel welcomed/accommodated |
| ____(03) Lack of quality instructors | ____(13) Programs offered don't match interests |
| ____(04) Lack of quality programs | ____(14) Registration is difficult |
| ____(05) Prefer individual activities | ____(15) Lack of transportation |
| ____(06) Too far from home | ____(16) Too busy/not interested |
| ____(07) Program times are not convenient | ____(17) Language/cultural/age barriers |
| ____(08) Classes are full | ____(18) Lack of recreation facilities |
| ____(09) Safety concerns | ____(19) Parking issues |
| ____(10) Fees are too high | ____(20) Participate in private sports leagues |

4. From the following list, please CHECK ALL organizations you or members of your household have used for recreation and/or sports activities during the past year. [Check ALL that apply.]

- | | |
|---|--|
| <input type="checkbox"/> (01) Rapid City Parks and Recreation | <input type="checkbox"/> (08) Neighboring communities |
| <input type="checkbox"/> (02) The Club for Boys, Girls, Inc. | <input type="checkbox"/> (09) Private clubs (tennis, golf, fitness, dance) |
| <input type="checkbox"/> (03) Youth and Family Services | <input type="checkbox"/> (10) South Dakota State Recreation Areas |
| <input type="checkbox"/> (04) School districts | <input type="checkbox"/> (11) Community colleges/universities |
| <input type="checkbox"/> (05) Private sports leagues | <input type="checkbox"/> (12) Homeowners association/apartment complex |
| <input type="checkbox"/> (06) YMCA | <input type="checkbox"/> (13) Other: _____ |
| <input type="checkbox"/> (07) Places of worship | <input type="checkbox"/> (14) None of these |

5. From the following list, please CHECK ALL the ways YOU CURRENTLY LEARN about Rapid City Parks and Recreation. [Check ALL that apply.]

- | | |
|--|--|
| <input type="checkbox"/> (01) Parks and Recreation Program Guide | <input type="checkbox"/> (06) At parks or facilities |
| <input type="checkbox"/> (02) Website | <input type="checkbox"/> (07) From friends or neighbors |
| <input type="checkbox"/> (03) Newspaper | <input type="checkbox"/> (08) Social media (Facebook, X (Twitter)) |
| <input type="checkbox"/> (04) Radio | <input type="checkbox"/> (09) Staff |
| <input type="checkbox"/> (05) TV | <input type="checkbox"/> (10) Other: _____ |

6. The costs to provide recreation programs are funded through a combination of participant fees and general tax revenues. The following are categories of programs offered by Rapid City Parks and Recreation. For each program category please indicate what percent of the program costs should be paid by taxes and what percent by user fees.

| Programs | 100% Taxes | 75% Taxes | 50% Taxes | 25% Taxes | 0% Taxes | Don't Know |
|--|------------|-----------|-----------|-----------|-----------|------------|
| | 0% Fees | 25% Fees | 50% Fees | 75% Fees | 100% Fees | |
| 01. Youth sports programs and leagues | 5 | 4 | 3 | 2 | 1 | 9 |
| 02. Adult sports leagues | 5 | 4 | 3 | 2 | 1 | 9 |
| 03. Aquatics Center passes (pools, fitness classes, racquetball) | 5 | 4 | 3 | 2 | 1 | 9 |
| 04. Adult classes (exercise, arts, dance, etc.) | 5 | 4 | 3 | 2 | 1 | 9 |
| 05. Youth classes (arts, dance, etc.) | 5 | 4 | 3 | 2 | 1 | 9 |
| 06. Senior Adults classes | 5 | 4 | 3 | 2 | 1 | 9 |
| 07. Programs for low-income residents | 5 | 4 | 3 | 2 | 1 | 9 |
| 08. Programs for special populations/disabled | 5 | 4 | 3 | 2 | 1 | 9 |
| 09. Special events and festivals | 5 | 4 | 3 | 2 | 1 | 9 |
| 10. Golf passes | 5 | 4 | 3 | 2 | 1 | 9 |

7. Please answer each of the following sliding scaled questions below.

| 7a. Which of the following best describes your preference: | | Natural (Low or No Mow Vegetation) | | | | | Manicured Turf (Mowed) | |
|--|---|--|---|---|---|---|---|--|
| 1. | Which of the following best describes the operational strategy you think the City should take regarding the upkeep of the greenway and community parks? | 6 | 5 | 4 | 3 | 2 | 1 | |
| 7b. Which of the following best describes your preference: | | Active Sports (Soccer, Baseball, etc.) | | | | | Nature Activities (Bird Watching, Hiking, etc.) | |
| 1. | Rapid City Parks and Recreation should offer amenities and spaces for... | 6 | 5 | 4 | 3 | 2 | 1 | |

8. A variety of recreation facilities and amenities are listed below that are already offered in the community or may be offered in the future. Please indicate how well your needs for each facility or amenity are met on a scale of 4 to 1, where 4 means your needs are "Fully Met" and 1 means your needs are "Not Met" at all. If you do not have a need for one of the items listed, please circle "9" for "No Need."

| Facilities and Amenities | Fully Met | Mostly Met | Partly Met | Not Met | No Need |
|---|-----------|------------|------------|---------|---------|
| 01. ADA accessible/inclusive play features and park structures | 4 | 3 | 2 | 1 | 9 |
| 02. Archery facility | 4 | 3 | 2 | 1 | 9 |
| 03. Community gardens | 4 | 3 | 2 | 1 | 9 |
| 04. Community recreation building/space | 4 | 3 | 2 | 1 | 9 |
| 05. Diamond sports fields (e.g., baseball, softball) | 4 | 3 | 2 | 1 | 9 |
| 06. Disc golf courses | 4 | 3 | 2 | 1 | 9 |
| 07. Fishing areas | 4 | 3 | 2 | 1 | 9 |
| 08. Golf simulator | 4 | 3 | 2 | 1 | 9 |
| 09. Indoor fitness and wellness spaces | 4 | 3 | 2 | 1 | 9 |
| 10. Indoor ice rink | 4 | 3 | 2 | 1 | 9 |
| 11. Indoor pool space | 4 | 3 | 2 | 1 | 9 |
| 12. Indoor sports courts or other indoor sporting practice facilities | 4 | 3 | 2 | 1 | 9 |
| 13. Large community parks | 4 | 3 | 2 | 1 | 9 |
| 14. Natural areas and greenways | 4 | 3 | 2 | 1 | 9 |
| 15. Neighborhood parks | 4 | 3 | 2 | 1 | 9 |
| 16. Non-motorized boat launches | 4 | 3 | 2 | 1 | 9 |
| 17. Off-leash dog parks | 4 | 3 | 2 | 1 | 9 |
| 18. Open lawn areas | 4 | 3 | 2 | 1 | 9 |
| 19. Outdoor basketball courts | 4 | 3 | 2 | 1 | 9 |
| 20. Outdoor fitness equipment | 4 | 3 | 2 | 1 | 9 |
| 21. Outdoor ice rink | 4 | 3 | 2 | 1 | 9 |
| 22. Outdoor pools/aquatic center | 4 | 3 | 2 | 1 | 9 |
| 23. Outdoor public art | 4 | 3 | 2 | 1 | 9 |
| 24. Outdoor tennis courts | 4 | 3 | 2 | 1 | 9 |
| 25. Paved connectivity trails for bikes and pedestrians | 4 | 3 | 2 | 1 | 9 |
| 26. Paved walking trails within parks | 4 | 3 | 2 | 1 | 9 |
| 27. Pickleball courts | 4 | 3 | 2 | 1 | 9 |
| 28. Picnic areas and park shelters | 4 | 3 | 2 | 1 | 9 |
| 29. Playground areas | 4 | 3 | 2 | 1 | 9 |
| 30. Rectangular sports fields (e.g., soccer, lacrosse, rugby, ultimate frisbee, etc.) | 4 | 3 | 2 | 1 | 9 |
| 31. Restrooms | 4 | 3 | 2 | 1 | 9 |
| 32. Rock climbing wall | 4 | 3 | 2 | 1 | 9 |
| 33. Senior indoor and outdoor activity areas | 4 | 3 | 2 | 1 | 9 |
| 34. Skate parks/pump tracks | 4 | 3 | 2 | 1 | 9 |
| 35. Splash pads/interactive water play or features | 4 | 3 | 2 | 1 | 9 |
| 36. Teen indoor and outdoor activity areas | 4 | 3 | 2 | 1 | 9 |
| 37. Unpaved hiking trails | 4 | 3 | 2 | 1 | 9 |
| 38. Unpaved mountain biking trails | 4 | 3 | 2 | 1 | 9 |
| 39. Water access | 4 | 3 | 2 | 1 | 9 |
| 40. Other (explain): _____ | 4 | 3 | 2 | 1 | 9 |

9. Which **FOUR** facilities/amenities from the list in Question 8 are **MOST IMPORTANT** to your household? [Write in your answers below using the numbers from the list in Question 8, or circle "NONE."]

1st: ____ 2nd: ____ 3rd: ____ 4th: ____ NONE

10. A variety of recreation programs and activities are listed below that are already offered in the community or may be offered in the future. Please indicate how well your needs for each program or activity are met on a scale of 4 to 1, where 4 means your needs are "Fully Met" and 1 means your needs are "Not Met" at all. If you do not have a need for one of the items listed, please circle "9" for "No Need."

| Programs and Activities | Fully Met | Mostly Met | Partly Met | Not Met | No Need |
|--|-----------|------------|------------|---------|---------|
| 01. Youth learn to swim programs | 4 | 3 | 2 | 1 | 9 |
| 02. Adult learn to swim programs | 4 | 3 | 2 | 1 | 9 |
| 03. Water fitness programs | 4 | 3 | 2 | 1 | 9 |
| 04. Tennis lessons and leagues | 4 | 3 | 2 | 1 | 9 |
| 05. Pickleball lessons and leagues | 4 | 3 | 2 | 1 | 9 |
| 06. Preschool programs | 4 | 3 | 2 | 1 | 9 |
| 07. Before school programs | 4 | 3 | 2 | 1 | 9 |
| 08. After school programs | 4 | 3 | 2 | 1 | 9 |
| 09. School break camps (fall/spring/summer/winter) | 4 | 3 | 2 | 1 | 9 |
| 10. Youth athletic programs and leagues | 4 | 3 | 2 | 1 | 9 |
| 11. Youth fitness and wellness programs | 4 | 3 | 2 | 1 | 9 |
| 12. Adult fitness and wellness programs | 4 | 3 | 2 | 1 | 9 |
| 13. Programs for teens | 4 | 3 | 2 | 1 | 9 |
| 14. Programs for seniors | 4 | 3 | 2 | 1 | 9 |
| 15. Youth art/dance/performing arts | 4 | 3 | 2 | 1 | 9 |
| 16. Adult art/dance/performing arts | 4 | 3 | 2 | 1 | 9 |
| 17. Adult organized athletic programs and leagues | 4 | 3 | 2 | 1 | 9 |
| 18. Programs for people with disabilities or special needs | 4 | 3 | 2 | 1 | 9 |
| 19. Special events (i.e., concerts, movies, history programs, and cultural events) | 4 | 3 | 2 | 1 | 9 |
| 20. Water-based recreation programs (e.g., sailing, kayaking, etc.) | 4 | 3 | 2 | 1 | 9 |
| 21. Athletic special events (i.e., running races, youth tournaments) | 4 | 3 | 2 | 1 | 9 |
| 22. Nature programs/environmental education | 4 | 3 | 2 | 1 | 9 |
| 23. Dog park programs | 4 | 3 | 2 | 1 | 9 |
| 24. Science/technology programs (kids outdoor science programs/computer classes, etc.) | 4 | 3 | 2 | 1 | 9 |
| 25. Skate, BMX, mountain biking programs | 4 | 3 | 2 | 1 | 9 |
| 26. Other (explain): _____ | 4 | 3 | 2 | 1 | 9 |

11. Which **FOUR** programs from the list in Question 10 are **MOST IMPORTANT** to your household? [Write in your answers below using the numbers from the list in Question 10, or circle "NONE."]

1st: ____ 2nd: ____ 3rd: ____ 4th: ____ NONE

12. Please rate your level of agreement with each of the following statements.

| Rate your level of agreement. | Strongly Agree | Somewhat Agree | Somewhat Disagree | Strongly Disagree | Don't Know |
|--|----------------|----------------|-------------------|-------------------|------------|
| 1. City parks should remain free to all | 4 | 3 | 2 | 1 | 9 |
| 2. Funding City parks is a good use of my tax dollars | 4 | 3 | 2 | 1 | 9 |
| 3. I would rather see increased taxes to support parks than see services reduced | 4 | 3 | 2 | 1 | 9 |
| 4. City parks are a valuable resource for my family | 4 | 3 | 2 | 1 | 9 |

13. Please rate your satisfaction on a scale of 5 to 1, where 5 means "Very Satisfied" and 1 means "Very Dissatisfied," with the following recreation and parks services provided by Rapid City Parks and Recreation.

| How satisfied are you with... | Very Satisfied | Satisfied | Neutral | Dissatisfied | Very Dissatisfied | Don't Know / Not Applicable |
|---|----------------|-----------|---------|--------------|-------------------|-----------------------------|
| 01. Maintenance of parks | 5 | 4 | 3 | 2 | 1 | 9 |
| 02. Maintenance of trails | 5 | 4 | 3 | 2 | 1 | 9 |
| 03. Number of parks | 5 | 4 | 3 | 2 | 1 | 9 |
| 04. Variety of different types of parks | 5 | 4 | 3 | 2 | 1 | 9 |
| 05. Security and safety in parks | 5 | 4 | 3 | 2 | 1 | 9 |
| 06. Security and safety on trails | 5 | 4 | 3 | 2 | 1 | 9 |
| 07. Security in recreation facilities | 5 | 4 | 3 | 2 | 1 | 9 |
| 08. Availability of information about programs/facilities | 5 | 4 | 3 | 2 | 1 | 9 |
| 09. Quality of programs for families with children | 5 | 4 | 3 | 2 | 1 | 9 |
| 10. Quality of programs for adults | 5 | 4 | 3 | 2 | 1 | 9 |
| 11. Quality of programs for seniors (55+) | 5 | 4 | 3 | 2 | 1 | 9 |
| 12. User friendliness of website | 5 | 4 | 3 | 2 | 1 | 9 |
| 13. Variety of programs for people with special needs | 5 | 4 | 3 | 2 | 1 | 9 |
| 14. Variety of programs offered | 5 | 4 | 3 | 2 | 1 | 9 |
| 15. Ease of registering for classes offered | 5 | 4 | 3 | 2 | 1 | 9 |
| 16. Ease of renting/reserving a facility | 5 | 4 | 3 | 2 | 1 | 9 |
| 17. Fees charged for recreation programs | 5 | 4 | 3 | 2 | 1 | 9 |
| 18. Program schedule (time/day) | 5 | 4 | 3 | 2 | 1 | 9 |
| 19. How close parks are located to your home | 5 | 4 | 3 | 2 | 1 | 9 |

14. Which THREE of the items from the list in Question 13 should receive the MOST EMPHASIS over the next five years? [Write in your answers below using the numbers from the list in Question 13, or circle "NONE."]

1st: ____ 2nd: ____ 3rd: ____ NONE

15. The following is a list of actions the Rapid City Parks and Recreation could take to improve its parks and recreation system. Please indicate your support for each potential action by circling the corresponding number to the right.

| Types of Improvements | Very Supportive | Somewhat Supportive | Not Sure | Not Supportive |
|--|-----------------|---------------------|----------|----------------|
| 01. Improve existing parks | 4 | 3 | 2 | 1 |
| 02. Improve existing natural areas | 4 | 3 | 2 | 1 |
| 03. Improve walking and biking trails | 4 | 3 | 2 | 1 |
| 04. Improve golf courses | 4 | 3 | 2 | 1 |
| 05. Improve outdoor court facilities | 4 | 3 | 2 | 1 |
| 06. Improve indoor court facilities | 4 | 3 | 2 | 1 |
| 07. Improve splash pads, swimming pools, aquatic facilities | 4 | 3 | 2 | 1 |
| 08. Improve skateboarding, BMX, and mountain biking facilities | 4 | 3 | 2 | 1 |
| 09. Acquire new park land | 4 | 3 | 2 | 1 |
| 10. Develop indoor pickleball courts | 4 | 3 | 2 | 1 |
| 11. Develop outdoor pickleball courts | 4 | 3 | 2 | 1 |
| 12. Improve indoor ice rinks | 4 | 3 | 2 | 1 |
| 13. Improve outdoor ice rinks | 4 | 3 | 2 | 1 |
| 14. Develop warming centers | 4 | 3 | 2 | 1 |
| 15. Increased maintenance of sports fields (most diamond and rectangular sports fields are maintained by the private sports leagues that lease the facilities from the City) | 4 | 3 | 2 | 1 |

16. Which THREE improvements from the list in Question 15 would you be MOST WILLING to support with your tax dollars? [Write in your answers below using the numbers from the list in Question 15, or circle "NONE."]

1st: ____ 2nd: ____ 3rd: ____ NONE

17. **If you had a budget of \$100 for services provided by the Rapid City Parks and Recreation, how would you allocate the funds among these categories? [Please be sure your total adds up to \$100.]**
- \$ _____ Development of new parks
- \$ _____ Development of new outdoor sports and recreation complexes (e.g., ballfields, lacrosse)
- \$ _____ Development of new park amenities (e.g., shelters, splash pads, restrooms)
- \$ _____ Development of new walking and biking trails for additional connectivity
- \$ _____ Development of new indoor community recreation facilities - geographically distributed
- \$ _____ Improvements/maintenance of existing parks
- \$ _____ Improvements/maintenance of existing outdoor sports and recreation complexes
- \$ _____ Improvements/maintenance of existing amenities
- \$ 100 total**

18. **Please rate your level of satisfaction with the overall value that your household receives from parks, facilities, programs, and services.**
- ____(5) Very satisfied ____ (3) Neutral ____ (1) Very dissatisfied
- ____(4) Satisfied ____ (2) Dissatisfied ____ (9) Don't know

DEMOGRAPHICS

To ensure that the people who respond to this survey accurately represent the residents, please provide the demographic information listed below.

19. **What is your age?** _____ years
20. **Which of the following best describes your race/ethnicity? [Check all that apply.]**
- ____(01) Asian or Asian Indian ____ (05) Native Hawaiian or other Pacific Islander
- ____(02) Black or African American ____ (06) Hispanic, Latino, or Spanish Origin
- ____(03) American Indian or Alaska Native ____ (99) Other: _____
- ____(04) White
21. **Which of the following best describes your total annual household income?**
- ____(1) Under \$35,000 ____ (3) \$60,000 to \$99,999
- ____(2) \$35,000 to \$59,999 ____ (4) More than \$100,000
22. **Do you own or rent your current residence?** ____ (1) Own ____ (2) Rent
23. **Your gender:**
- ____(1) Male ____ (4) Transgender: _____
- ____(2) Female ____ (5) Other, not listed here: _____
- ____(3) Non-binary or genderfluid
24. **Do you have any other suggestions for how the Rapid City Parks and Recreation could serve you better?**
- _____
- _____
25. **Drawing (OPTIONAL): Would you like to opt-in to a drawing for a chance to win one (1) \$500 prepaid Visa gift card for fully completing your survey? [The gift card is sent via email only and limited to one entry per household.]**
- ____(1) Yes [Please answer Question 25a.] ____ (2) No [END SURVEY.]

25a. Please provide your contact information.

Name: _____ Email Address: _____

This concludes the survey. Thank you for your time!
 Please return your completed survey in the enclosed return-reply envelope address to:
 ETC Institute, 725 W. Frontier Circle, Olathe, KS 66061

Your responses will remain completely confidential. The information to the right will ONLY be used to help identify the level of need in your area. Thank you!

ADDITIONAL PUBLIC COMMENTS



Comments Received on the Project Website June 2026

Q1 What chapter is your comment for?

Multi Choice

Chapter Six
Park Master Plan

Q2 What page does your comment relate to? If your comment is general, you may skip this question.

Short Text

Chapter 6, page 64, Wilson Park

Q3 Please share your comment below:

Long Text

I am [with] the Rapid City Sister City Partnership Association. We contacted Parks and Recreation and the West Boulevard Neighborhood Association. They has gave the RCSCPA permission to be able to use two flower beds in Wilson Park. One flower bed to german plants and the other flower bed to have bonsai-esic for a Japanese garden. In the center where the pollinator garden is currently located. It was suggested to put a native american medicine garden with a directional pole with Apolda, Germany (4,795.7 miles) and Nikko, Japan (5,606.9 miles). The money was going to be requested by two different grants: One from Japanese Foundation (<https://yg.jpf.go.jp/grants/>) and the other from Geothe Institute (<https://portal.gap.goethe.de/en-US/>). The grant from the Geothe Institute did require a match of funds. I wanted to pass this information on to you and in hope that we can make this happen. We were not able to apply for grants this year, because of the lack of time to get all the professionals together.

Acknowledged. These recommendations will be considered as the park plan moves into preliminary design phases in the future.

Response No:
2

Contribution ID: 3232
Member ID:
Date Submitted: Jun 17, 2026, 05:19 PM

Q1 What chapter is your comment for?

Multi Choice My Comment is General/Overarching

Q2 What page does your comment relate to? If your comment is general, you may skip this question.

Short Text Rapid Creek

Q3 Please share your comment below:

Long Text You have a gold mine in terms of improving the ability for people to fish the creek of you removed all the congestion along the creek. The trees really limit its potential.

Acknowledged. The plan identifies numerous locations along the greenway to improve habitat.

Response No:
3

Contribution ID: 3231
Member ID:
Date Submitted: Jun 17, 2026, 03:41 PM

Q1 What chapter is your comment for?

Multi Choice

Chapter Six
Park Master Plan

Q2 What page does your comment relate to? If your comment is general, you may skip this question.

Short Text

Page 106

Q3 Please share your comment below:

Long Text

Keep the ice rink with boards at Braeburn Park. This is an excellent winter outdoor activity Rapid City has to offer. Pour a concrete pad under for easier start of flooding the rink. Add pickle ball courts on the concrete pad for summer use. Thank you!

Acknowledged. As park development plans progress, the rink will be considered for inclusion in the park before future improvements are made.

Q1 What chapter is your comment for?

Multi Choice

Chapter Six
Park Master Plan

Q2 What page does your comment relate to? If your comment is general, you may skip this question.

Short Text

Pages 106 and 107

Q3 Please share your comment below:

Long Text

The skating rink is the only outdoor rink with boards in Rapid City and provides a lot of skating and hockey time for my children and others that make use of it. This is an opportunity for outdoor winter activities with family and would get much more use if it was flooded regularly at night like other city rinks I have used in other towns/cities. Please keep the rink as part of the master park plan. There is plenty of space in the Braeburn park for dogs. No need for a dog pond with Rapid Creek nearby. Plenty of space for dogs to use the water all along Rapid Creek. Please make sure to keep families and children in mind in the overall park planning. This is one winter outdoor activity that gives children an opportunity to learn to skate and play hockey, as the ice time at the local arena is very difficult to get and is only for specific times. The open outdoor rink allows families and children to use it whenever they can fit it in their winter schedule. Last winter there were a couple of issues with the lights, which could be improved at a very low cost compared to the estimated new construction costs of over \$4M.

Acknowledged. As park development plans progress, the rink will be considered for inclusion in the park before future improvements are made.

Response No:
5

Contribution ID: 3229

Member ID:

Date Submitted: Jun 17, 2026, 03:02 PM

Q1 What chapter is your comment for?

Multi Choice

My Comment is General/Overarching

Q2 What page does your comment relate to? If your comment is general, you may skip this question.

Short Text

Q3 Please share your comment below:

Long Text

Please reconsider eliminating the ice rink at Braeburn Park. Our family loves being able to go play hockey on this rink. There are no other outdoor rinks in the area and eliminating this one would be a loss to our community. Our only other option for outdoor hockey in the winter is on the lakes. The lakes can be hazardous when the ice has thin spots and not having lights makes evening hockey impossible. I think the rink should be updated, better maintained and a warming house added. This outdoor ice rink is an excellent way to allow more people to enjoy the park in the winter. There are other dog parks in town. I feel like money should be spent on keeping and fixing up this rink rather than adding more dog parks or upgrading them. We don't want to make our four legged friends a higher priority than our children.

Acknowledged. As park development plans progress, the rink will be considered for inclusion in the park before future improvements are made.

Response No:
6

Contribution ID: 3227
Member ID:
Date Submitted: Jun 17, 2026, 02:38 PM

Q1 What chapter is your comment for?

Multi Choice

Chapter Eight
Prioritization, Capital Costs & Implementation Strategy

Q2 What page does your comment relate to? If your comment is general, you may skip this question.

Short Text

7

Q3 Please share your comment below:

Long Text

Adding a Golf Simulator to Executive is a poor decision. Take that 300k and put it towards Meadowbrook GC 30 year old and failing irrigation system. Parks needs to have the head pro and head superintendent at Meadowbrook involved with future projects planning.

Acknowledged. The plan has been revised to show a golf simulator at Meadowbrook Golf Course. The golf simulator provides additional revenue opportunity. Separate funding will be sought after through the CIP or Vision Fund in the future to address aging irrigation infrastructure.

Response No:
7

Contribution ID: 3226
Member ID:
Date Submitted: Jun 17, 2026, 01:50 PM

Q1 What chapter is your comment for?

Multi Choice

Chapter Two
Public Engagement

Q2 What page does your comment relate to? If your comment is general, you may skip this question.

Short Text

Q3 Please share your comment below:

Long Text

I support planning for future parks as Rapid City continues to grow. At the same time, I hope the city prioritizes maintaining and upgrading our existing, parks, trails, playgrounds, and facilities. Expansion is important, but it's equally important that the parks we already have remain safe, attractive, and maintained. Park maintenance facilities must be adequate before expanding. A balance approach that invests in both new parks and existing infrastructure will provide the greatest long-term benefits to the residents of the community.

Acknowledged. The plan prioritizes deferred maintenance and new investment through a balanced approach.

Response No:
8

Contribution ID: 3221
Member ID:
Date Submitted: Jun 16, 2026, 04:35 PM

Q1 What chapter is your comment for?

Multi Choice

Chapter Seven
Aquatics

Q2 What page does your comment relate to? If your comment is general, you may skip this question.

Short Text

3

Q3 Please share your comment below:

Long Text

Thank you for including a pool covering over the Roosevelt Outdoor Pool. However, even though this is mentioned specifically in the Roosevelt Park overview, it is not addressed in Chapter 7 Aquatics. As this chapter points out, the outdoor pool is a little over 10 years old. A covering would preserve and likely extend its useful life and would expand aquatic availability from October through May. The pool is 2.5 times the size of the indoor pool. The chapter discusses enhancing what Rapid City already offers and this would be a huge enhancement as the pool is not operational 8 months of the year. Plus, the facility is close to the fast-growing East side of town. Rather than starting from scratch, let's put some money into our existing facilities and use resourcefully what we already have. Furthermore, administrative and maintenance staff already exist as this facility so covering the pool makes logical sense to make this the premier aquatic facility for a city of our size. In closing, please address the Roosevelt Pool Covering in the Aquatic's section as I feel this is the highest priority to enhance our existing aquatic offerings.

Acknowledged. The plan has been updated.

Q1 What chapter is your comment for?

Multi Choice

Chapter Six
Park Master Plan

Q2 What page does your comment relate to? If your comment is general, you may skip this question.

Short Text

Q3 Please share your comment below:

Long Text

I saw several extensions to the bike path planned. I'd like to comment on the existing bike path. It would benefit from widening by a couple of feet. I would also love to see it changed over to asphalt rather than concrete. As an avid runner, asphalt is much softer on the body than running on concrete (I actually experienced several injuries after moving to Rapid 13 years ago and switching from mostly asphalt to mostly concrete running). It's also much more pleasant to bike on as you don't have the cracks. The Sioux Falls bike path is a great example of both the width (I think it's 12" in high use areas) and durability of asphalt. Alternatively, adding a "second path" on the opposite side of the creek when space allows would help disperse users. The SF greenway also has this feature.

Acknowledged. As the trail system is maintained or expanded, the City anticipates choosing pavement surfaces based on best value and lifecycle costs.

Q1 What chapter is your comment for?

Multi Choice

Chapter Six
Park Master Plan

Q2 What page does your comment relate to? If your comment is general, you may skip this question.

Short Text

180

Q3 Please share your comment below:

Long Text

At the Strider Bike park at Robbinsdale Park, trees are desperately needed to shade the actual biking area. A shade structure at the trailhead would be nice, but the biking area itself is very hot and exposed.

Acknowledged. The plan has been updated to recommend additional trees for shade.

Response No:
11

Contribution ID: 3217
Member ID:
Date Submitted: Jun 16, 2026, 11:22 AM

Q1 What chapter is your comment for?

Multi Choice

Chapter Six
Park Master Plan

Q2 What page does your comment relate to? If your comment is general, you may skip this question.

Short Text

176

Q3 Please share your comment below:

Long Text

The Quarry Park tennis courts are in anything but fair condition. They have several cracks on the playing area. In addition to being annoying, cracks on a tennis court are dangerous because of the multi-direction movement tennis players make. Having neighborhood courts outside of Sioux Park and Park View is great for when high school teams and tournaments are happening and the community still wants to courts to play on.

Acknowledged. The plan has been revised to reflect the concern.

Q1 What chapter is your comment for?

Multi Choice My Comment is General/Overarching

Q2 What page does your comment relate to? If your comment is general, you may skip this question.

Short Text

Q3 Please share your comment below:

Long Text

I saw several references to replacing grass with synthetic turf. Synthetic turf is shown to be as much as 50% hotter in the hot summer months than grass. It can leach harmful PFAS and microplastics into the water. It also harbors bacteria and is more likely to spread things like ringworm and athlete's foot among athletes. Please consider keeping grass for these reasons.

Acknowledged. Recent advances in technology for synthetic turf systems have resulted in improved safety and comfort for people and the environment. Several turf brands offer organic-based alternatives to rubber infill such as coconut husks, cork, and corn cobs. There are also technologies that cool by using infill that absorb moisture from the environment and slowly release it as temperatures increase, cooling the turf throughout the day. Several turf brands are also now PFAS free. Finally, there are also turf antimicrobial systems available that would mitigate any concerns.

Response No:
13

Contribution ID: 3215
Member ID:
Date Submitted: Jun 16, 2026, 10:52 AM

Q1 What chapter is your comment for?

Multi Choice

Chapter Six
Park Master Plan

Q2 What page does your comment relate to? If your comment is general, you may skip this question.

Short Text

14

Q3 Please share your comment below:

Long Text

Please consult the Rapid City Historic Preservation commission about impacts of changes to this park to the historic nature of it. For instance, is the gazebo original to the WPA built park? It should not be replaced.

Acknowledged.

Q1 What chapter is your comment for?

Multi Choice

Chapter Six
Park Master Plan

Q2 What page does your comment relate to? If your comment is general, you may skip this question.

Short Text

38

Q3 Please share your comment below:

Long Text

I am a mother of small children and would love to be able to take them to Memorial Park more often - however, the prevalence of the homeless population in that area, along with the rampant alcohol and drug use we have seen or seen evidence of (i.e., empty liquor bottles, uncapped syringes, burnt aluminum foil, piles of clothes and "sleeping areas") have made me avoid the area with my family and caution others to do the same. I believe the park rangers have helped some of the issues, but the homeless and their problems remain. Just on Friday, my children and I were accosted by a clearly intoxicated homeless individual who asked if I would watch his belongings while he "washed up in the pond". When I declined and asked that he step away from my children, he became irate and made hideous comments to me - in front of my children.

We live in an excellent city with wonderful amenities, but we have to be aware of the negative impact of individuals with severe mental issues and addiction issues who frequent our parks and family areas. As a citizen and a mother, my concern is that the city will spend a significant amount of money to upgrade our parks, only for them to be avoided due to the attractiveness they pose to our unhoused neighbors and their problems. I do not have the answer to this problem - this is something I would like the council to take into consideration before putting money into problem areas without addressing the problems.

Acknowledged. Comment shared with City leadership.

Q1 What chapter is your comment for?

Multi Choice

Chapter Eight
Prioritization, Capital Costs & Implementation Strategy

Q2 What page does your comment relate to? If your comment is general, you may skip this question.

Short Text

Recommend a Program Management Office for Implementation and encountered changes

Q3 Please share your comment below:

Long Text

Recommend a Program Management Office to walk in the implementation and any changes encountered.

Acknowledged.

Q1 What chapter is your comment for?

Multi Choice My Comment is General/Overarching

Q2 What page does your comment relate to? If your comment is general, you may skip this question.

Short Text Chapters 2, 4, and 6 (page 35 and 50)

Q3 Please share your comment below:

Long Text

Chapter 4 Programming / Recreation

- Outdoor birthday parties or other event space rentals could be managed with the help of park rangers to check permitted use or collect fees. 2) look for opportunities to coordinate use of parks that are adjacent or contiguous to each other, (e.g., installing bus stops so people can visit one park and do an walk/bike and get on the bus to return home from another location or make it easier for children in the summer to use the bus to go to parks and pools and ice rink); Rotate recurring events among different park locations; host seminars or meetings or promote elementary/high school/collegiate use of park spaces (e.g., Science programs; master gardeners teaching how to create a xeriscape garden in the right-of-way in front of your home, gardens by the fairgrounds and Roosevelt Park and Canyon Lake as examples; actually making community gardens accessible to people instead of neglecting the program, it doesn't look like people who are assigned a garden space are using the space to garden anything; coordinate with the public works sustainability program better for public outreach for use of compost and sustainable yard practices or xeriscape design).

- People in the community need to move past negative perceptions of certain areas of town and see all public recreation areas as "this place exists for you." Acclimate the community to appreciate parks that are located in disadvantaged socio-economic neighborhoods and stop overvaluing parks in neighborhoods that have residents with higher incomes and social mobility and influence. Fewer working families can afford to live on West blvd or the west side and consider also where all the apartments are being built and how to connect those residents to park facilities and green spaces.

- Reciprocity programs between collegiate facilities and city facilities. Reciprocity between Rapid City and Evans Plunge in Hot Springs. Maybe there's way to support Active Duty families and Veterans by creating opportunities for paid use of public facilities and mobility between communities?

- Amenities: 1) Splash pad is better located away from the road and instead by the octagon pavilion and the bathrooms because this is safer and more practical for parents with children. 2) Who is going to use a CrossFit turf area? Is this going to be used by private businesses or organizations? Is there a plan to incorporate this in existing or future programming? At the library there are volunteers who lead chair yoga, is there a plan for tai chi or qi gong or any type of mobility classes that will utilize park amenities like this and engage people who are elderly or even across age groups? 3) Consider a sauna facility (dry and steam individually) at Roosevelt park. This can be a separate fee opportunity and those who don't have young children in the home may enjoy it as part of overall health and wellbeing and assist greater use of existing exercise classes and facilities through all seasons (especially during the majority cold weather months of the year). Perhaps someone will buy a punch pass just to use a sauna but they have no interest in using a play pool or ice rink because it isn't relevant to their lifestyle or home situation? Current residents descended from settlers of the area had sauna as Scandinavian cultural practice. And yes, you could probably create a rule that it's for 18 years and older or create separate male/female use areas with a dividing wall.

- Teenagers need something to do. Create intern programs for development with RCAS as they already have professional career credits students must fulfill. How much effort does the city put into recruiting high school or collegiate students for employment? There is very little coordinated programming specific for older teenagers and we should ask if that's because it is assumed they are productively engaged or is it just neglect of a sensitive demographic of our community that needs help learning to be a responsible adult. This supports parents who may not have support.

Chapter 6 Master Park Plan

- There could be more enhanced connectivity between Roosevelt Park, Market Park, and the fairgrounds and baseball field at Steele. A huge opportunity is creating greater pedestrian access between School of Mines and these areas, which also creates access to Robbinsdale and supports green spaces in a part of town that carries strong industrial aesthetic. This also is compatible with the plan to relocate the railyard. There is a pedestrian access under Omaha between Market and Roosevelt parks, which could be enhanced due to traffic / poor visibility / lack of signage makes it impossible for pedestrians to use the crosswalk (raise your hand if you have visited this place of reference). What issues in programming and budgeting could be resolved simply by creating accessibility to an area that is already considered an economic extension of downtown (Elevate RC, Defense Institute, etc.), a significant community gathering area and polling place (how many eligible voters can't actually get to this polling place, residents to the summer fair or Stock Show?), academic environment, and an urban corridor / greenway on the way to the valley? How many apartment buildings are in proximity and could those residents benefit from access?

- It's a terrible idea to destroy Depression-era history at Roosevelt Park by installing a splash pad. Has anyone reviewed the historic significance of the park, it was built at the same time as Wilson park and dinosaur park Halley park and canyon lake as part of Roosevelt's New Deal Works Progress Administration that was created after the Civilian Conservation Corps, and may imply explanation of why the park has its name as well as correlating meaning with the President whose conservation work lead to creation of the National Park Service, which now benefits Rapid City through tourism. Like at canyon lake and Sioux park there is an interesting design to the garden and if the wall

is damaged is because of neglect by parks administration and failure to address vandalism. Is the lack of perceived value because it's in a socio-economically disadvantaged area of town and surrounded by industrial aesthetic, then that's the failure of committee planning and not the people who could use it. The poor and elderly also deserve open green spaces to enjoy throughout the seasons that are meaningfully enhanced with amenities that are strategic in support of the wellbeing of people in that neighborhood and who may need help with interpersonal connection to community.

Acknowledged. The City appreciates your time and effort in reviewing and commenting on the report. These comments have been shared with the Parks Department leadership, and as programming is developed and operations are evaluated, these comments will be considered.

Response No:
17

Contribution ID: 3198
Member ID:
Date Submitted: Jun 12, 2026, 09:23 AM

Q1 What chapter is your comment for?

Multi Choice

Chapter Seven
Aquatics

Q2 What page does your comment relate to? If your comment is general, you may skip this question.

Short Text

Q3 Please share your comment below:

Long Text

The map of Roosevelt Park in Chapter 6 highlights covering the outdoor pool as a recommended improvement. But Chapter 7 on Aquatics never mentions this a recommended improvement or potential enhancement. Please add covering the outdoor pool to the narrative and graphics in Chapter 7 to correct this discrepancy.

Acknowledged. The plan has been updated.

Response No:
18

Contribution ID: 3196
Member ID:
Date Submitted: Jun 12, 2026, 09:02 AM

Q1 What chapter is your comment for?

Multi Choice
Chapter Seven
Aquatics

Q2 What page does your comment relate to? If your comment is general, you may skip this question.

Short Text
219

Q3 Please share your comment below:

Long Text
The "Potential Enhancements" section should include addressing the on going limited lap swimming space available at city pools. There is no mention ANYWHERE in the Aquatics chapter about the potential covering of the outdoor pool at the Roosevelt Center for year round use. This plan of covering the pool has long been a topic of discussion and was even awarded Vision Funding that was never used for construction. This needs to be mentioned as a viable option for preserving the life of the outdoor pool and for increasing the much in demand lap swimming capacity in our city pool system. All the proposed enhancements listed focus on the recreational use of the pool system and no where in the chapter are the swim teams, maters swim teams, or fitness swimming activities mentioned. You seem to be missing an entire segment of pool users by omitting these key categories. This deficiency needs to be corrected and fitness/lap swimming needs to be acknowledged as an important and in demand use in our aquatic facilities.

Acknowledged. The plan has been updated.

Additional Comments Received by Email/Phone:

Comment received by phone:

1. The resident suggested that there be a publicly viewable document of this master plan at the Parks and Recreation office so the public can be aware of future plans. Comment is acknowledged and acted upon - a printed copy of the finalized plan will be made available at the office.
2. The resident indicated that they are not in favor of this plan because the 'parks we have are good'. It was interpreted that their needs are met by the current park system. They do not see the parks as being heavily used and so do not think the current usage warrants too much investment. They are more concerned about the crime rate in Rapid City and would prefer to see investment in crime reduction over investment in parks.

Comment received by email:

"Mayor Salamun,

I'm writing to share my strong opposition to the proposal to eliminate the ice rink at Braeburn Park. As a resident who reviewed the Master Plan, I was surprised to see the recommendation to remove it—especially because the plan states the rink lacks lighting. There is lighting, and my family and friends use it every winter.

With seven kids and a large group of friends who gather there for hockey and skating, this rink is a major part of our winter life. It's one of the few accessible outdoor recreation options on the west side, and it gives our kids and community a healthy, affordable way to stay active during the long winter months. Removing it would take away a simple joy that brings people together.

Rather than eliminating the rink, I urge the City to consider improving it. The issues mentioned in the plan—maintenance and lighting—are solvable, and the existing lighting shows the rink already has a foundation worth building on. A modest investment in upkeep and small upgrades would dramatically increase its usability and safety.

Please keep the ice rink at Braeburn Park. It matters to real families like mine, and it plays an important role in our community's winter life."

Acknowledged. As park development plans progress, the rink will be considered for inclusion in the park before future improvements are made.

Comment received by email:

"My suggestion is to remodel Parkview Swim Center for seniors only -- those over age 50--that could be used year around. I find it a challenge to go to the Roosevelt Swim Center only the few hours when children aren't there, esp. in the summer. I've been there at quiet time and yet the slide and fountains were turned on to accommodate young people."

Acknowledged.

Comment received by email:

"Good morning. I would like to leave a comment relative to the planning projects for Rapid City parks. I would like to see water and a proper bathroom at Market Park.

Additionally, I understand that efforts are underway to increase the number of signs (similar to those around town that explain the flood of 1972) in the parks. I also understand that there are efforts to emphasize the educational value of those signs.

I read the information about the parks on a city website and noted the appropriate emphasis on recreation opportunities...horseshoes, playgrounds, etc. I would like to see a sentence or two about the (pre)historical use of parklike places and developed parks as sites of rest, relaxation and appreciation of natural beauty and the restorative presence of nature (or Nature). For many persons who live in facilities with no yards or gardens, the city parks provide the opportunity to experience all pleasures of being out of doors in a beautiful setting provide."

Acknowledged. Water and restrooms are proposed within the Market Park plan and included within the Opinion of Cost.

Comment received by email:

"Hello,

I would like to see a city park or at least some walking paths on the south side of town, near the Black Hills Power building and the US Forest Service office on Hwy 16. The views in that area are incredible, and we need a city park on the south side of town.

Another suggestion would be to plan for a bike path that runs from the south side of town to Rapid Creek greenway and connects with the existing bike path along the creek.

In the distant future, it would be nice to see a bike path that connects Rapid City with Sturgis and Spearfish. I have traveled to Colorado- Frisco/Vail areas and biked the trail that runs along I-70 and connects the small towns along the way. The views along the way were amazing.

Thank you for your time and hard work on this Master Plan. I look forward to seeing the future plans and improvements to our park system."

Acknowledged. The plan includes a recommendation to build parks at several locations near the power building and forest service. Bike paths are also proposed to connect North/South portions of the community. This recommendation will also be shared with community planning for regional trail systems.

